



Appendix 4-A - Forecasts of Demand – Background Information



U.S. Department
of Transportation
**Federal Aviation
Administration**

Western-Pacific Region
Airports Division

San Francisco Airports District Office
2999 Oak Creek Rd., Suite 200
Walnut Creek, CA 94597

January 18, 2024

David Jacobs
Public Works Director/ Acting Airport Manager
Salinas Municipal Airport
342 Airport Blvd.
Salinas, CA 93905

Dear Mr. Jacobs,

RE: FAA Review Comments for Updated Aviation Activity Forecast;
Salinas Municipal Airport (SNS); 3-06-0206-031-2021

The San Francisco Airports District Office (SFO-ADO) has completed the review of the updated Aviation Activity Forecasts for the Salinas Municipal Airport (SNS). The SFO-ADO review comments are as follows:

- Concur with the forecast approach and methodologies presented in the updated aviation forecast validation document. The COVID-19 adjusted forecast alternative recovery scenario analysis and forecast assumptions presented are considered reasonable and well supported.
- Concur with the forecast levels and growth rates for the total operations and based aircraft, as presented in *Table 3-11 – Salinas Municipal Airport Demand Forecast Summary*.

The subject aviation activity forecast is considered generally consistent with the 2022 Terminal Area Forecast (TAF), published February 2023.

This forecast was prepared at the same time as the evolving impacts of the COVID-19 public health emergency. Forecast approval is based on the methodology, data, and conclusions at the time the document was prepared. However, consideration of the impacts of the COVID-19 public health emergency on aviation activity is warranted to acknowledge the reduced confidence in growth projections using currently-available data.

Accordingly, FAA approval of this forecast does not constitute justification for future projects. Justification for future projects will be made based on activity levels at the time the project is

requested for development. Documentation of actual activity levels meeting planning activity levels will be necessary to justify AIP funding for eligible projects.

If you have any questions, please contact me at 925-546-6439.

Regards,

Joanne Manson, AICP
FAA Community Airport Planner

Salinas Municipal Airport Fuel Flowage Report

Month	100LL						JET A						Monthly AVG 2015-2017		2017 MONTHLY TOTAL
	2017		2016		2015		2017		2016		2015		100 LL	Jet A	
	Gallons	RT	Gallons	RT	Gallons	RT	Gallons	RT	Gallons	RT	Gallons	RT			
January	0	0	7,043	7,043	7,071	7,071	46,439	46,439	38,371	38,371	30,523	30,523	4,705	38,444	46,439
February	7,095	7,095	8,026	15,069	7,009	14,080	46,110	92,549	54,427	92,798	30,851	61,374	7,377	43,796	53,205
March	0	7,095	7,015	22,084	14,023	28,103	46,411	138,960	38,784	131,582	38,982	100,356	7,013	41,392	46,411
April	13,719	20,814	6,988	29,072	7,025	35,128	53,913	192,873	38,601	170,183	31,163	131,519	9,244	41,226	67,632
May	7,022	27,836	6,881	35,953	10,037	45,165	45,911	238,784	45,723	215,906	30,915	162,434	7,980	40,850	52,933
June	0	27,836	6,887	42,840	10,842	56,007	46,467	285,251	30,908	246,814	46,251	208,685	5,910	41,209	46,467
July	15,648	43,484	8,007	50,847	7,003	63,010	46,021	331,272	46,112	292,926	45,420	254,105	10,219	45,851	61,669
August	6,851	50,335	6,915	57,762	6,993	70,003	52,885	384,157	53,811	346,737	38,099	292,204	6,920	48,265	59,736
September	6,974	57,309	13,950	71,712	14,992	84,995	53,228	437,385	53,644	400,381	69,782	361,986	11,972	58,885	60,202
October	13,770	71,079	6,995	78,707	0	84,995	53,680	491,065	53,882	454,263	54,024	416,010	6,922	53,862	67,450
November	0	71,079	7,021	85,728	6,998	91,993	46,302	537,367	46,599	500,862	46,451	462,461	4,673	46,451	46,302
December	7,040	78,119	7,093	92,821	7,004	98,997	61,332	598,699	54,403	555,265	46,725	509,186	7,046	54,153	68,372
Annual Total	78,119		92,821		98,997		598,699		555,265		509,186		89,979	554,383	676,818

RT = Running Total

Jan-Dec 2017

Totals for 100 LL Fuel	\$7,811.90
Totals for JET A Fuel	\$77,800.84

2017	100 LL	JET A
Jan	\$0.00	\$6,037.07
Feb	\$709.50	\$5,994.30
Mar	\$0.00	\$6,033.43
Apr	\$1,371.90	\$7,008.69
May	\$702.20	\$5,968.43
June	\$0.00	\$6,040.71
July	\$1,564.80	\$5,982.73
Aug	\$685.10	\$6,875.05
Sept	\$697.40	\$6,919.64
Oct	\$1,377.00	\$6,978.40
Nov	\$0.00	\$6,019.23
Dec	\$704.00	\$7,973.16
Total:	\$7,811.90	\$77,800.84

Salinas Municipal Airport Fuel Flowage Report

Month	100LL						JET A						Monthly AVG 2016-2018		2018 MONTHLY TOTAL
	2018		2017		2016		2018		2017		2016		100 LL	Jet A	
	Gallons	RT	Gallons	RT	Gallons	RT	Gallons	RT	Gallons	RT	Gallons	RT			
January	7,015	7,015	0	0	7,043	7,043	38,220	38,220	46,439	46,439	38,371	38,371	4,686	41,010	45,235
February	6,849	13,864	7,095	7,095	8,026	15,069	38,265	76,485	46,110	92,549	54,427	92,798	7,323	46,267	45,114
March	0	13,864	0	7,095	7,015	22,084	45,854	122,339	46,411	138,960	38,784	131,582	2,338	43,683	45,854
April	12,718	26,582	13,719	20,814	6,988	29,072	45,884	168,223	53,913	192,873	38,601	170,183	11,142	46,133	58,602
May	6,992	33,574	7,022	27,836	6,881	35,953	46,239	214,462	45,911	238,784	45,723	215,906	6,965	45,958	53,231
June	8,350	41,924	0	27,836	6,887	42,840	53,728	268,190	46,467	285,251	30,908	246,814	5,079	43,701	62,078
July	6,984	48,908	15,648	43,484	8,007	50,847	38,009	306,199	46,021	331,272	46,112	292,926	10,213	43,381	44,993
August	6,966	55,874	6,851	50,335	6,915	57,762	60,992	367,191	52,885	384,157	53,811	346,737	6,911	55,896	67,958
September	6,861	62,735	6,974	57,309	13,950	71,712	53,382	420,573	53,228	437,385	53,644	400,381	9,262	53,418	60,243
October	6,981	69,716	13,770	71,079	6,995	78,707	53,658	474,231	53,680	491,065	53,882	454,263	9,249	53,740	60,639
November	7,015	76,731	0	71,079	7,021	85,728	38,370	512,601	46,302	537,367	46,599	500,862	4,679	43,757	45,385
December	0	76,731	7,040	78,119	7,093	92,821	30,649	543,250	61,332	598,699	54,403	555,265	4,711	48,795	30,649
Annual Total	76,731		78,119		92,821		543,250		598,699		555,265		82,557	565,738	619,981

RT = Running Total

2018	100 LL	JET A	TOTAL FOR BOTH
Jan	\$992.55	\$4,968.60	\$5,961.15
Feb	\$684.90	\$4,974.45	\$5,659.35
Mar	\$0.00	\$5,961.02	\$5,961.02
Apr	\$1,271.80	\$5,964.92	\$7,236.72
May	\$699.20	\$6,011.07	\$6,710.27
June	\$835.00	\$6,984.64	\$7,819.64
July	\$698.40	\$4,941.17	\$5,639.57
Aug	\$696.00	\$7,928.96	\$8,625.56
Sept	\$686.10	\$6,939.66	\$7,625.76
Oct	\$698.10	\$6,975.54	\$7,673.64
Nov	\$701.50	\$4,988.10	\$5,689.60
Dec	\$0.00	\$3,984.37	\$3,984.37
Total:	\$7,963.55	\$70,622.50	\$78,586.65

Salinas Municipal Airport Fuel Flowage Report

Month	100LL						JET A						Monthly AVG 2017-2019		2019 MONTHLY TOTAL
	2019		2018		2017		2019		2018		2017		100 LL	Jet A	
	Gallons	RT	Gallons	RT	Gallons	RT	Gallons	RT	Gallons	RT	Gallons	RT			
January	7,008	7,008	7,015	7,015	0	0	30,828	30,828	38,220	38,220	46,439	46,439	4,674	38,496	37,836
February	5,980	12,988	6,849	13,864	7,095	7,095	53,665	84,493	38,265	76,485	46,110	92,549	6,641	46,013	59,645
March	6,880	19,868	0	13,864	0	7,095	99,518	184,011	45,854	122,339	46,411	138,960	2,293	63,928	106,398
April	7,011	26,879	12,718	26,582	13,719	20,814	46,017	230,028	45,884	168,223	53,913	192,873	11,149	48,605	53,028
May	6,909	33,788	6,992	33,574	7,022	27,836	45,983	276,011	46,239	214,462	45,911	238,784	6,974	46,044	52,892
June	0	33,788	8,350	41,924	0	27,836	38,433	314,444	53,728	268,190	46,467	285,251	2,783	46,209	38,433
July	8,984	42,772	6,984	48,908	15,648	43,484	38,173	352,617	38,009	306,199	46,021	331,272	10,539	40,734	47,157
August	6,975	49,747	6,966	55,874	6,851	50,335	61,376	413,993	60,992	367,191	52,885	384,157	6,931	58,418	68,351
September	6,963	56,710	6,861	62,735	6,974	57,309	53,785	467,778	53,382	420,573	53,228	437,385	6,933	53,465	60,748
October	4,477	61,187	6,981	69,716	13,770	71,079	53,947	521,725	53,658	474,231	53,680	491,065	8,409	53,762	58,424
November	7,022	68,209	7,015	76,731	0	71,079	53,675	575,400	38,370	512,601	46,302	537,367	4,679	46,116	60,697
December	7,051	75,260	0	76,731	7,040	78,119	45,922	621,322	30,649	543,250	61,332	598,699	4,697	45,968	52,973
Annual Total	75,260		76,731		78,119		621,322		543,250		598,699		76,703	587,757	696,582

RT = Running Total

2019	100 LL	JET A	TOTAL FOR BOTH
Jan	\$700.80	\$4,007.64	\$4,708.44
Feb	\$598.00	\$6,976.45	\$7,574.45
Mar	\$688.00	\$12,937.34	\$13,625.34
Apr	\$701.10	\$5,982.21	\$6,683.31
May	\$690.90	\$5,977.79	\$6,668.69
June	\$0.00	\$4,996.29	\$4,996.29
July	\$898.40	\$4,962.49	\$5,860.89
Aug	\$697.50	\$7,978.88	\$8,676.38
Sept	\$696.30	\$6,992.05	\$7,688.35
Oct	\$447.00	\$7,013.11	\$7,460.11
Nov	\$702.20	\$6,977.73	\$7,679.93
Dec	\$705.10	\$5,969.86	\$6,674.96
Total:	\$7,525.30	\$80,771.84	\$88,297.14

Salinas Municipal Airport Fuel Flowage Report

Month	100LL						JET A						Monthly AVG 2018-2020		2020 MONTHLY TOTAL
	2020		2019		2018		2020		2019		2018		100 LL	Jet A	
	Gallons	RT	Gallons	RT	Gallons	RT	Gallons	RT	Gallons	RT	Gallons	RT			
January	0	0	7,008	7,008	7,015	7,015	38,650	38,650	30,828	30,828	38,220	38,220	4,674	35,899	38,650
February	7,015	7,015	5,980	12,988	6,849	13,864	46,241	84,891	53,665	84,493	38,265	76,485	6,615	46,057	53,256
March	7,008	14,023	6,880	19,868	0	13,864	30,473	115,364	99,518	184,011	45,854	122,339	4,629	58,615	37,481
April	6,981	21,004	7,011	26,879	12,718	26,582	22,987	138,351	46,017	230,028	45,884	168,223	8,903	38,296	29,968
May	0	21,004	6,909	33,788	6,992	33,574	30,651	169,002	45,983	276,011	46,239	214,462	4,634	40,958	30,651
June	7,405	28,409	0	33,788	8,350	41,924	45,827	214,829	38,433	314,444	53,728	268,190	5,252	45,996	53,232
July	6,948	35,357	8,984	42,772	6,984	48,908	38,903	253,732	38,173	352,617	38,009	306,199	7,639	38,362	45,851
August	7,812	43,169	6,975	49,747	6,966	55,874	61,321	315,053	61,376	413,993	60,992	367,191	7,251	61,230	69,133
September	0	43,169	6,963	56,710	6,861	62,735	31,561	346,614	53,785	467,778	53,382	420,573	4,608	46,243	31,561
October	7,963	51,132	4,477	61,187	6,981	69,716	46,881	393,495	53,947	521,725	53,658	474,231	6,474	51,495	54,844
November	7,937	59,069	7,022	68,209	7,015	76,731	39,731	433,226	53,675	575,400	38,370	512,601	7,325	43,925	47,668
December	0	59,069	7,051	75,260	0	76,731	31,620	426,196	45,922	621,322	30,649	543,250	2,350	36,064	31,620
Annual Total	59,069		75,260		76,731		464,846		621,322		543,250		70,353	543,139	523,915

RT = Running Total

2020	100 LL	JET A	TOTAL FOR BOTH
Jan	\$0.00	\$5,024.50	\$5,024.50
Feb	\$701.50	\$6,011.33	\$6,712.83
Mar	\$700.80	\$3,961.80	\$4,662.60
Apr	\$698.10	\$2,988.31	\$3,686.41
May	\$0.00	\$3,984.63	\$3,984.63
June	\$740.50	\$5,957.51	\$6,698.01
July	\$694.80	\$5,057.39	\$5,752.19
Aug	\$781.20	\$7,971.73	\$8,752.93
Sept	\$0.00	\$4,102.93	\$4,102.93
Oct	\$796.30	\$6,094.53	\$6,890.83
Nov	\$793.70	\$5,165.03	\$5,958.73
Dec	\$0.00	\$4,110.60	\$4,110.60
Total:	\$5,906.90	\$60,430.29	\$66,337.19

Salinas Municipal Airport Fuel Flowage Report

Month	100LL						JET A						Monthly AVG 2019-2021		2021 MONTHLY TOTAL
	2021		2020		2019		2021		2020		2019		100 LL	Jet A	
	Gallons	RT	Gallons	RT	Gallons	RT	Gallons	RT	Gallons	RT	Gallons	RT			
January	7,975	7,975	0	0	7,008	7,008	31,612	31,612	38,650	38,650	30,828	30,828	4,994	33,697	39,587
February	8,041	16,016	7,015	7,015	5,980	12,988	40,015	71,627	46,241	84,891	53,665	84,493	7,012	46,640	48,056
March	8,028	24,044	7,008	14,023	6,880	19,868	47,544	119,171	30,473	115,364	99,518	184,011	7,305	59,178	55,572
April	7,547	31,591	6,981	21,004	7,011	26,879	23,636	142,807	22,987	138,351	46,017	230,028	7,180	30,880	31,183
May	7,370	38,961	0	21,004	6,909	33,788	47,675	190,482	30,651	169,002	45,983	276,011	4,760	41,436	55,045
June	7,945	46,906	7,405	28,409	0	33,788	55,151	245,633	45,827	214,829	38,433	314,444	5,117	46,470	63,096
July	7,992	54,898	6,948	35,357	8,984	42,772	39,118	284,751	38,903	253,732	38,173	352,617	7,975	38,731	47,110
August	0	54,898	7,812	43,169	6,975	49,747	79,011	363,762	61,321	315,053	61,376	413,993	4,929	67,236	79,011
September	7,006	61,904	0	43,169	6,963	56,710	46,430	410,192	31,561	346,614	53,785	467,778	4,656	43,925	53,436
October	7,964	69,868	7,963	51,132	4,477	61,187	54,094	464,286	46,881	393,495	53,947	521,725	6,801	51,641	62,058
November	6,917	76,785	7,937	59,069	7,022	68,209	54,593	518,879	39,731	433,226	53,675	575,400	7,292	49,333	61,510
December	7,017	83,802	0	59,069	7,051	75,260	54,512	573,391	31,620	426,196	45,922	621,322	4,689	44,018	61,529
Annual Total	83,802		59,069		75,260		573,391		464,846		621,322		72,710	553,186	657,193

RT = Running Total

2021	100 LL	JET A	TOTAL FOR BOTH
Jan	\$797.50	\$4,109.56	\$4,907.06
Feb	\$804.10	\$5,201.95	\$6,006.05
Mar	\$802.80	\$6,180.72	\$6,983.52
Apr	\$754.70	\$3,072.68	\$3,827.38
May	\$737.00	\$6,197.75	\$6,934.75
June	\$794.50	\$7,169.63	\$7,964.13
July	\$799.20	\$5,085.34	\$5,884.54
Aug		\$10,271.43	\$10,271.43
Sept	\$700.60	\$6,035.90	\$6,736.50
Oct	\$796.40	\$7,032.22	\$7,828.62
Nov	\$691.70	\$7,097.09	\$7,788.79
Dec	\$701.70	\$7,086.56	\$7,788.26
Total:	\$8,380.20	\$74,540.83	\$82,921.03

APO TERMINAL AREA FORECAST DETAIL REPORT
Forecast Issued February 2023

SNS

AIRCRAFT OPERATIONS														
Enplanements				Itinerant Operations				Local Operations				Total Ops	Total Tracon Ops	Based Aircraft
Fiscal Year	Air Carrier	Commuter	Total	Air Carrier	Air Taxi & Commuter	GA	Military	Total	Civil	Military	Total			
REGION:AWP STATE:CA LOCID:SNS														
CITY:SALINAS AIRPORT:SALINAS MUNI														
2011	0	0	0	133	898	37,122	229	38,382	15,440	156	15,596	53,978	0	202
2012	0	1,858	1,858	34	1,151	40,242	95	41,522	14,776	76	14,852	56,374	0	197
2013	0	1,472	1,472	2	1,551	40,753	242	42,548	19,409	86	19,495	62,043	0	197
2014	0	25	25	0	1,403	35,509	251	37,163	18,329	168	18,497	55,660	0	193
2015	0	0	0	5	1,552	40,557	235	42,349	17,679	304	17,983	60,332	0	180
2016	0	0	0	9	2,013	40,119	543	42,684	19,365	500	19,865	62,549	0	175
2017	0	0	0	0	1,462	39,151	397	41,010	18,958	198	19,156	60,166	0	149
2018	0	8	8	2	1,801	39,476	635	41,914	21,482	422	21,904	63,818	0	113
2019	0	11	11	0	1,787	44,473	484	46,744	31,764	82	31,846	78,590	0	95
2020	0	17	17	0	1,091	37,295	427	38,813	23,018	131	23,149	61,962	0	161
2021	0	14	14	0	1,168	35,338	739	37,245	24,840	250	25,090	62,335	0	161
2022*	0	0	0	0	1,465	29,370	1,070	31,905	16,635	322	16,957	48,862	0	163
2023*	0	0	0	0	1,575	27,673	1,070	30,318	17,013	322	17,335	47,653	0	165
2024*	0	0	0	0	1,727	35,120	1,070	37,917	23,896	322	24,218	62,135	0	167
2025*	0	0	0	0	1,801	45,275	1,070	48,146	33,804	322	34,126	82,272	0	169
2026*	0	0	0	0	1,801	45,411	1,070	48,282	33,876	322	34,198	82,480	0	171
2027*	0	0	0	0	1,801	45,547	1,070	48,418	33,948	322	34,270	82,688	0	173
2028*	0	0	0	0	1,801	45,684	1,070	48,555	34,020	322	34,342	82,897	0	175
2029*	0	0	0	0	1,801	45,821	1,070	48,692	34,092	322	34,414	83,106	0	177
2030*	0	0	0	0	1,801	45,959	1,070	48,830	34,164	322	34,486	83,316	0	179
2031*	0	0	0	0	1,801	46,097	1,070	48,968	34,236	322	34,558	83,526	0	181
2032*	0	0	0	0	1,801	46,235	1,070	49,106	34,309	322	34,631	83,737	0	183
2033*	0	0	0	0	1,801	46,374	1,070	49,245	34,382	322	34,704	83,949	0	185
2034*	0	0	0	0	1,801	46,513	1,070	49,384	34,455	322	34,777	84,161	0	187
2035*	0	0	0	0	1,801	46,653	1,070	49,524	34,528	322	34,850	84,374	0	189
2036*	0	0	0	0	1,801	46,793	1,070	49,664	34,601	322	34,923	84,587	0	191
2037*	0	0	0	0	1,801	46,934	1,070	49,805	34,674	322	34,996	84,801	0	193
2038*	0	0	0	0	1,801	47,075	1,070	49,946	34,747	322	35,069	85,015	0	195
2039*	0	0	0	0	1,801	47,216	1,070	50,087	34,821	322	35,143	85,230	0	197
2040*	0	0	0	0	1,801	47,358	1,070	50,229	34,895	322	35,217	85,446	0	199

APO TERMINAL AREA FORECAST DETAIL REPORT
Forecast Issued February 2023

SNS

AIRCRAFT OPERATIONS														
Enplanements				Itinerant Operations				Local Operations				Total Ops	Total Tracon Ops	Based Aircraft
Fiscal Year	Air Carrier	Commuter	Total	Air Carrier	Air Taxi & Commuter	GA	Military	Total	Civil	Military	Total			

Fiscal Year	Air Carrier	Commuter	Total	Air Carrier	Air Taxi & Commuter	GA	Military	Total	Civil	Military	Total	Total Ops	Total Tracon Ops	Based Aircraft
2041*	0	0	0	0	1,801	47,500	1,070	50,371	34,969	322	35,291	85,662	0	201
2042*	0	0	0	0	1,801	47,643	1,070	50,514	35,043	322	35,365	85,879	0	203
2043*	0	0	0	0	1,801	47,786	1,070	50,657	35,117	322	35,439	86,096	0	205
2044*	0	0	0	0	1,801	47,930	1,070	50,801	35,191	322	35,513	86,314	0	207
2045*	0	0	0	0	1,801	48,074	1,070	50,945	35,266	322	35,588	86,533	0	209
2046*	0	0	0	0	1,801	48,218	1,070	51,089	35,341	322	35,663	86,752	0	211
2047*	0	0	0	0	1,801	48,363	1,070	51,234	35,416	322	35,738	86,972	0	213
2048*	0	0	0	0	1,801	48,508	1,070	51,379	35,491	322	35,813	87,192	0	215
2049*	0	0	0	0	1,801	48,654	1,070	51,525	35,566	322	35,888	87,413	0	217
2050*	0	0	0	0	1,801	48,800	1,070	51,671	35,641	322	35,963	87,634	0	219

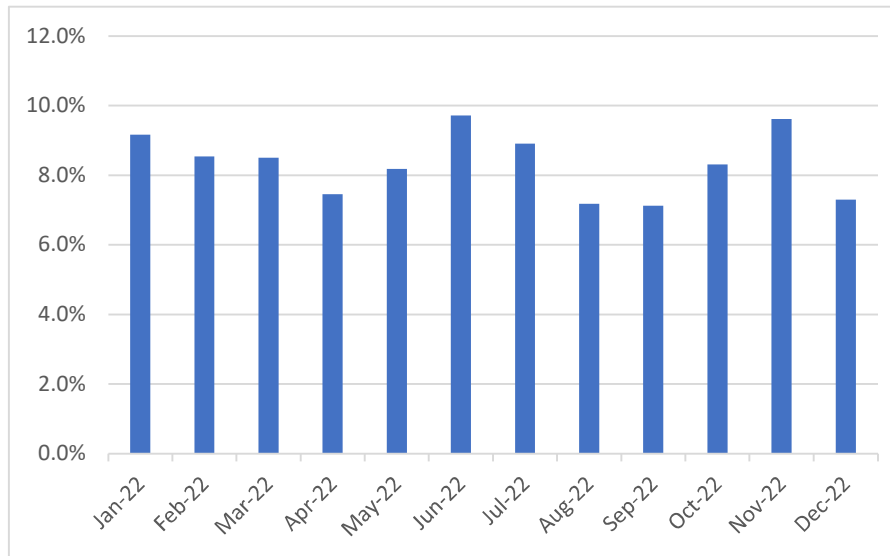
ATADS : Airport Operations : Standard Report

From 01/2022 To 01/2023 | Facility=SNS

Date	Facility	State	Region	DDSO Service Area	Class	Itinerant					Local			Total Operations	%
						Air Carrier	Air Taxi	General Aviation		Total	Civil	Military	Total		
								Military	Total						
Jan-22	SNS	CA	AWP	WE	Federal Contract Towe	0	88	2,636	93	2,817	1,504	32	1,536	4,353	9.2%
Feb-22	SNS	CA	AWP	WE	Federal Contract Towe	0	87	2,676	98	2,861	1,178	16	1,194	4,055	8.5%
Mar-22	SNS	CA	AWP	WE	Federal Contract Towe	0	81	2,283	87	2,451	1,563	22	1,585	4,036	8.5%
Apr-22	SNS	CA	AWP	WE	Federal Contract Towe	0	73	2,144	77	2,294	1,224	22	1,246	3,540	7.5%
May-22	SNS	CA	AWP	WE	Federal Contract Towe	0	127	2,362	109	2,598	1,266	22	1,288	3,886	8.2%
Jun-22	SNS	CA	AWP	WE	Federal Contract Tow	0	173	2,436	113	2,722	1,862	32	1,894	4,616	9.7%
Jul-22	SNS	CA	AWP	WE	Federal Contract Towe	0	128	2,292	68	2,488	1,738	6	1,744	4,232	8.9%
Aug-22	SNS	CA	AWP	WE	Federal Contract Towe	0	150	2,146	76	2,372	1,018	20	1,038	3,410	7.2%
Sep-22	SNS	CA	AWP	WE	Federal Contract Towe	0	126	2,043	77	2,246	1,122	16	1,138	3,384	7.1%
Oct-22	SNS	CA	AWP	WE	Federal Contract Towe	0	206	2,345	106	2,657	1,202	86	1,288	3,945	8.3%
Nov-22	SNS	CA	AWP	WE	Federal Contract Towe	0	169	2,280	70	2,519	2,010	36	2,046	4,565	9.6%
Dec-22	SNS	CA	AWP	WE	Federal Contract Towe	0	70	1,804	81	1,955	1,466	44	1,510	3,465	7.3%

47,487

Jan-22	9.2%
Feb-22	8.5%
Mar-22	8.5%
Apr-22	7.5%
May-22	8.2%
Jun-22	9.7%
Jul-22	8.9%
Aug-22	7.2%
Sep-22	7.1%
Oct-22	8.3%
Nov-22	9.6%
Dec-22	7.3%



TFMSC Report (Airport)

From 01/2022 To 01/2023 | Airport=SNS

#	Date	Airport	Aircraft Type	Airplane Design Group	Airplane Approach Category	Taxiway Design Group	Departures	Arrivals	Total Operations	Departure Seats	Average Departure Seats	Arrival Seats	Average Arrival Seats
1	01/2022	SNS - Salinas	-1 - unknown	No Data	No Data	No Data	1	2	3	0	0	0	0
2	01/2022	SNS - Salinas	ASTR - IAI Astra 1125	II	C	1B	1	1	2	6	6	6	6
3	01/2022	SNS - Salinas	B350 - Beech Super King Air 350	II	B	2	6	6	12	36	6	36	6
4	01/2022	SNS - Salinas	BE20 - Beech 200 Super King	II	B	2	6	6	12	30	5	30	5
5	01/2022	SNS - Salinas	BE30 - Raytheon 300 Super King Air	II	B	2	2	3	5	16	8	24	8
Sub-Total for 2							14	15	29	82	5	90	6
Sub-Total for B							14	15	29	82	5	90	6
Sub-Total for II							15	16	31	88	5	96	6
6	01/2022	SNS - Salinas	BE33 - Beech Bonanza 33	I	A	1A	1	1	2	5	5	5	5
7	01/2022	SNS - Salinas	BE35 - Beech Bonanza 35	I	A	1A	2	6	8	8	4	24	4
8	01/2022	SNS - Salinas	BE36 - Beech Bonanza 36	I	A	1A	1	2	3	4	4	8	4
Sub-Total for A							4	9	13	17	4	37	4
9	01/2022	SNS - Salinas	BE58 - Beech 58	I	B	1A	0	2	2	0	0	8	4
Sub-Total for 1A							4	11	15	17	4	45	4
10	01/2022	SNS - Salinas	BE9L - Beech King Air 90	I	B	0	3	3	6	18	6	18	6
Sub-Total for B							3	5	8	18	6	26	5
11	01/2022	SNS - Salinas	C172 - Cessna Skyhawk 172/Cutlass	I	A		11	25	36	44	4	100	4
12	01/2022	SNS - Salinas	C182 - Cessna Skylane 182	I	A		1	2	3	4	4	8	4
Sub-Total for							12	27	39	48	4	108	4
Sub-Total for A							12	27	39	48	4	108	4
Sub-Total for I							19	41	60	83	4	171	4
13	01/2022	SNS - Salinas	C208 - Cessna 208 Caravan	II	B	0	2	1	3	28	14	0	0
14	01/2022	SNS - Salinas	C240 - Cessna TTx Model T240	I	A		0	1	1	0	0	3	3
15	01/2022	SNS - Salinas	C25A - Cessna Citation CJ2	I	B	1A	1	1	2	8	8	8	8
Sub-Total for I							1	2	3	8	8	11	5
16	01/2022	SNS - Salinas	C25B - Cessna Citation CJ3	II	B	2	9	9	18	45	5	45	5
17	01/2022	SNS - Salinas	C25C - Cessna Citation CJ4	II	B	1B	8	9	17	48	6	54	6
Sub-Total for II							17	18	35	93	5	99	5
18	01/2022	SNS - Salinas	C25M - Cessna Citation M2	I	B	1A	0	1	1	0	0	8	8
Sub-Total for B							18	20	38	101	5	115	5
19	01/2022	SNS - Salinas	C27J - Alenia C-27J Spartan	No Data	No Data	No Data	1	1	2	15	15	15	15
20	01/2022	SNS - Salinas	C340 - Cessna 340	I	B		1	3	4	6	6	18	6

TFMSC Report (Airport)

From 01/2022 To 01/2023 | Airport=SNS

#	Date	Airport	Aircraft Type	Airplane Design Group	Airplane Approach Category	Taxiway Design Group	Departures	Arrivals	Total Operations	Departure Seats	Average Departure Seats	Arrival Seats	Average Arrival Seats
21	01/2022	SNS - Salinas	C414 - Cessna Chancellor 414	I	B	0	2	0	2	12	6	0	0
Sub-Total for I							3	3	6	18	6	18	6
22	01/2022	SNS - Salinas	C441 - Cessna Conquest	II	B	0	1	0	1	6	6	0	0
Sub-Total for 0							3	0	3	18	6	0	0
23	01/2022	SNS - Salinas	C525 - Cessna CitationJet/CJ1	I	B	1A	9	8	17	45	5	40	5
24	01/2022	SNS - Salinas	C550 - Cessna Citation II/Bravo	II	B	0	12	13	25	120	10	130	10
25	01/2022	SNS - Salinas	C551 - Cessna Citation II/SP	II	B	0	2	2	4	12	6	12	6
26	01/2022	SNS - Salinas	C560 - Cessna Citation V/Ultra/Encore	II	B	0	5	5	10	40	8	40	8
27	01/2022	SNS - Salinas	C56X - Cessna Excel/XLS	II	B	0	1	1	2	15	15	15	15
28	01/2022	SNS - Salinas	C650 - Cessna III/VI/VII	II	B	0	1	1	2	6	6	6	6
Sub-Total for 0							21	22	43	193	9	203	9
Sub-Total for B							34	33	67	262	7	261	7
Sub-Total for II							21	22	43	193	9	203	9
29	01/2022	SNS - Salinas	C72R - Cessna Cutlass RG	No Data	No Data	No Data	0	1	1	0	0	4	4
30	01/2022	SNS - Salinas	C82T - Skyland RG,Turbo	No Data	No Data	No Data	0	1	1	0	0	4	4
Sub-Total for null							0	2	2	0	0	8	4
Sub-Total for null							0	2	2	0	0	8	4
Sub-Total for null							0	2	2	0	0	8	4
31	01/2022	SNS - Salinas	CH7B - Bellanca 7GCBC Citabria	I	A	0	1	0	1	4	4	0	0
32	01/2022	SNS - Salinas	DA40 - Diamond Star DA40	I	A		2	4	6	12	6	24	6
Sub-Total for A							3	4	7	16	5	24	6
Sub-Total for I							3	4	7	16	5	24	6
33	01/2022	SNS - Salinas	DA62 - Diamond DA62	No Data	No Data	No Data	1	0	1	6	6	0	0
34	01/2022	SNS - Salinas	DH8C - Dash 8/DHC8-300	III	B	3	0	1	1	0	0	50	50
35	01/2022	SNS - Salinas	E55P - Embraer Phenom 300	II	B	0	2	1	3	16	8	8	8
Sub-Total for B							2	2	4	16	8	58	29
36	01/2022	SNS - Salinas	EC35 - Eurocopter EC-135	No Data	No Data	No Data	2	0	2	14	7	0	0
37	01/2022	SNS - Salinas	EC45 - Eurocopter EC-145	No Data	No Data	No Data	2	1	3	20	10	10	10
Sub-Total for null							4	1	5	34	8	10	10
Sub-Total for null							4	1	5	34	8	10	10
Sub-Total for null							4	1	5	34	8	10	10
38	01/2022	SNS - Salinas	F2TH - Dassault Falcon 2000	II	B	1B	0	1	1	0	0	12	12

TFMSC Report (Airport)

From 01/2022 To 01/2023 | Airport=SNS

#	Date	Airport	Aircraft Type	Airplane Design Group	Airplane Approach Category	Taxiway Design Group	Departures	Arrivals	Total Operations	Departure Seats	Average Departure Seats	Arrival Seats	Average Arrival Seats
39	01/2022	SNS - Salinas	F900 - Dassault Falcon 900	II	B	1B	3	1	4	45	15	15	15
40	01/2022	SNS - Salinas	FA50 - Dassault Falcon/Mystère 50	II	B	1B	2	2	4	24	12	24	12
Sub-Total for 1B							5	4	9	69	13	51	12
Sub-Total for B							5	4	9	69	13	51	12
41	01/2022	SNS - Salinas	GLF3 - Gulfstream III/G300	II	C	2	1	0	1	15	15	0	0
Sub-Total for II							6	4	10	84	14	51	12
42	01/2022	SNS - Salinas	H25B - BAe HS 125/700-800/Hawker 800	I	C	0	5	4	9	60	12	48	12
Sub-Total for C							6	4	10	75	12	48	12
43	01/2022	SNS - Salinas	H25C - BAe/Raytheon HS 125-1000/Hawker 1000	I	B	0	1	1	2	14	14	14	14
Sub-Total for 0							6	5	11	74	12	62	12
Sub-Total for I							6	5	11	74	12	62	12
44	01/2022	SNS - Salinas	H47 - Boeing CH-47 Chinook	No Data	No Data	No Data	0	1	1	0	0	40	40
45	01/2022	SNS - Salinas	H60 - Sikorsky SH-60 Seahawk	No Data	No Data	No Data	0	1	1	0	0	4	4
Sub-Total for null							0	2	2	0	0	44	22
Sub-Total for null							0	2	2	0	0	44	22
Sub-Total for null							0	2	2	0	0	44	22
46	01/2022	SNS - Salinas	LJ35 - Bombardier Learjet 35/36	I	D		1	1	2	8	8	8	8
47	01/2022	SNS - Salinas	LJ60 - Bombardier Learjet 60	I	C	0	2	1	3	16	8	8	8
Sub-Total for I							3	2	5	24	8	16	8
48	01/2022	SNS - Salinas	LJ75 - Learjet 75	II	C	0	9	9	18	72	8	72	8
Sub-Total for 0							11	10	21	88	8	80	8
Sub-Total for C							11	10	21	88	8	80	8
49	01/2022	SNS - Salinas	P28A - Piper Cherokee	I	A		3	5	8	12	4	20	4
50	01/2022	SNS - Salinas	PA32 - Piper Cherokee Six	I	A	0	0	1	1	0	0	6	6
51	01/2022	SNS - Salinas	PA46 - Piper Malibu	I	A	0	1	0	1	6	6	0	0
Sub-Total for I							4	6	10	18	4	26	4
52	01/2022	SNS - Salinas	PC12 - Pilatus PC-12	II	A	0	4	5	9	36	9	45	9
Sub-Total for 0							5	6	11	42	8	51	8
Sub-Total for A							8	11	19	54	6	71	6
53	01/2022	SNS - Salinas	RV8 - RV-4/6/7/8; VANS	No Data	No Data	No Data	0	1	1	0	0	2	2
54	01/2022	SNS - Salinas	S22T - Cirrus SR-22 Turbo	I	A		2	5	7	8	4	20	4
55	01/2022	SNS - Salinas	SLG2 - Airplane Factory Sling 2	No Data	No Data	No Data	1	1	2	2	2	2	2

TFMSC Report (Airport)

From 01/2022 To 01/2023 | Airport=SNS

#	Date	Airport	Aircraft Type	Airplane Design Group	Airplane Approach Category	Taxiway Design Group	Departures	Arrivals	Total Operations	Departure Seats	Average Departure Seats	Arrival Seats	Average Arrival Seats
56	01/2022	SNS - Salinas	SR20 - Cirrus SR-20	I	A		1	3	4	4	4	12	4
57	01/2022	SNS - Salinas	SR22 - Cirrus SR 22	I	A		2	4	6	8	4	16	4
Sub-Total for							3	7	10	12	4	28	4
58	01/2022	SNS - Salinas	TBM7 - Socata TBM-7	I	A	0	1	2	3	4	4	8	4
59	01/2022	SNS - Salinas	TBM8 - Socata TBM-850	I	A	0	1	1	2	7	7	7	7
Sub-Total for 0							2	3	5	11	5	15	5
60	01/2022	SNS - Salinas	TBM9 - Socata TBM	I	A		1	0	1	7	7	0	0
Sub-Total for A							6	10	16	30	5	43	4
61	01/2022	SNS - Salinas	WW24 - IAI 1124 Westwind	I	C	1B	3	4	7	30	10	40	10
Sub-Total for I							9	14	23	60	6	83	5
Sub-Total for 01/2022							144	178	322	1,027	7	1,184	6
62	02/2022	SNS - Salinas	-1 - unknown	No Data	No Data	No Data	3	1	4	0	0	0	0
63	02/2022	SNS - Salinas	B350 - Beech Super King Air 350	II	B	2	1	1	2	6	6	6	6
64	02/2022	SNS - Salinas	BE20 - Beech 200 Super King	II	B	2	11	10	21	55	5	50	5
65	02/2022	SNS - Salinas	BE30 - Raytheon 300 Super King Air	II	B	2	0	1	1	0	0	8	8
Sub-Total for 2							12	12	24	61	5	64	5
Sub-Total for B							12	12	24	61	5	64	5
Sub-Total for II							12	12	24	61	5	64	5
66	02/2022	SNS - Salinas	BE35 - Beech Bonanza 35	I	A	1A	1	1	2	4	4	4	4
67	02/2022	SNS - Salinas	BE55 - Beech Baron 55	I	A	1A	1	1	2	6	6	6	6
Sub-Total for A							2	2	4	10	5	10	5
68	02/2022	SNS - Salinas	BE58 - Beech 58	I	B	1A	1	1	2	4	4	4	4
69	02/2022	SNS - Salinas	BE60 - Beech 60 Duke	I	B	1A	0	1	1	0	0	6	6
Sub-Total for 1A							3	4	7	14	4	20	5
Sub-Total for B							1	2	3	4	4	10	5
70	02/2022	SNS - Salinas	BE76 - Beech 76 Duchess	I	A	0	0	1	1	0	0	4	4
71	02/2022	SNS - Salinas	C172 - Cessna Skyhawk 172/Cutlass	I	A		6	12	18	24	4	48	4
72	02/2022	SNS - Salinas	C182 - Cessna Skylane 182	I	A		1	1	2	4	4	4	4
Sub-Total for							7	13	20	28	4	52	4
Sub-Total for A							7	14	21	28	4	56	4
Sub-Total for I							10	18	28	42	4	76	4
73	02/2022	SNS - Salinas	C208 - Cessna 208 Caravan	II	B	0	1	1	2	14	14	14	14

TFMSC Report (Airport)

From 01/2022 To 01/2023 | Airport=SNS

#	Date	Airport	Aircraft Type	Airplane Design Group	Airplane Approach Category	Taxiway Design Group	Departures	Arrivals	Total Operations	Departure Seats	Average Departure Seats	Arrival Seats	Average Arrival Seats
74	02/2022	SNS - Salinas	C210 - Cessna 210 Centurion	I	A		0	1	1	0	0	6	6
75	02/2022	SNS - Salinas	C25A - Cessna Citation CJ2	I	B	1A	2	3	5	16	8	24	8
Sub-Total for I							2	4	6	16	8	30	7
76	02/2022	SNS - Salinas	C25B - Cessna Citation CJ3	II	B	2	4	5	9	20	5	25	5
77	02/2022	SNS - Salinas	C25C - Cessna Citation CJ4	II	B	1B	12	12	24	72	6	72	6
Sub-Total for B							18	20	38	108	6	121	6
Sub-Total for II							16	17	33	92	5	97	5
78	02/2022	SNS - Salinas	C27J - Alenia C-27J Spartan	No Data	No Data	No Data	1	1	2	15	15	15	15
79	02/2022	SNS - Salinas	C30J - C-130J Hercules ; Lockheed	IV	C		1	0	1	0	0	0	0
80	02/2022	SNS - Salinas	C414 - Cessna Chancellor 414	I	B	0	0	1	1	0	0	6	6
81	02/2022	SNS - Salinas	C510 - Cessna Citation Mustang	I	B	1A	2	2	4	12	6	12	6
82	02/2022	SNS - Salinas	C525 - Cessna CitationJet/CJ1	I	B	1A	11	10	21	55	5	50	5
Sub-Total for 1A							13	12	25	67	5	62	5
Sub-Total for I							13	13	26	67	5	68	5
83	02/2022	SNS - Salinas	C550 - Cessna Citation II/Bravo	II	B	0	7	7	14	70	10	70	10
84	02/2022	SNS - Salinas	C560 - Cessna Citation V/Ultra/Encore	II	B	0	7	7	14	56	8	56	8
85	02/2022	SNS - Salinas	C650 - Cessna III/VI/VII	II	B	0	1	1	2	6	6	6	6
Sub-Total for 0							15	15	30	132	8	132	8
86	02/2022	SNS - Salinas	C680 - Cessna Citation Sovereign	II	B	1B	1	1	2	12	12	12	12
Sub-Total for B							29	29	58	211	7	212	7
87	02/2022	SNS - Salinas	CL35 - Bombardier Challenger 300	II	C	1B	1	1	2	8	8	8	8
Sub-Total for 1B							2	2	4	20	10	20	10
Sub-Total for II							17	17	34	152	8	152	8
88	02/2022	SNS - Salinas	DH8C - Dash 8/DHC8-300	III	B	3	1	1	2	50	50	50	50
89	02/2022	SNS - Salinas	E55P - Embraer Phenom 300	II	B	0	2	2	4	16	8	16	8
Sub-Total for B							3	3	6	66	22	66	22
90	02/2022	SNS - Salinas	EA50 - Eclipse 500	I	A	0	1	1	2	6	6	6	6
Sub-Total for 0							3	3	6	22	7	22	7
91	02/2022	SNS - Salinas	F2TH - Dassault Falcon 2000	II	B	1B	1	0	1	12	12	0	0
92	02/2022	SNS - Salinas	F5 - Northrop F-5 Freedom Fighter	No Data	No Data	No Data	1	0	1	1	1	0	0
93	02/2022	SNS - Salinas	F900 - Dassault Falcon 900	II	B	1B	2	2	4	30	15	30	15
94	02/2022	SNS - Salinas	FA50 - Dassault Falcon/Mystère 50	II	B	1B	1	1	2	12	12	12	12

TFMSC Report (Airport)

From 01/2022 To 01/2023 | Airport=SNS

#	Date	Airport	Aircraft Type	Airplane Design Group	Airplane Approach Category	Taxiway Design Group	Departures	Arrivals	Total Operations	Departure Seats	Average Departure Seats	Arrival Seats	Average Arrival Seats
Sub-Total for B							3	3	6	42	14	42	14
95	02/2022	SNS - Salinas	G280 - Gulfstream G280	II	C	1B	1	1	2	4	4	4	4
Sub-Total for 1B							4	4	8	46	11	46	11
Sub-Total for II							4	4	8	46	11	46	11
96	02/2022	SNS - Salinas	H25B - BAe HS 125/700-800/Hawker 800	I	C	0	3	4	7	36	12	48	12
Sub-Total for C							4	5	9	40	10	52	10
97	02/2022	SNS - Salinas	H60 - Sikorsky SH-60 Seahawk	No Data	No Data	No Data	0	1	1	0	0	4	4
98	02/2022	SNS - Salinas	LJ45 - Bombardier Learjet 45	I	C	0	1	1	2	10	10	10	10
99	02/2022	SNS - Salinas	LJ60 - Bombardier Learjet 60	I	C	0	2	2	4	16	8	16	8
Sub-Total for I							3	3	6	26	8	26	8
100	02/2022	SNS - Salinas	LJ75 - Learjet 75	II	C	0	7	7	14	56	8	56	8
Sub-Total for 0							10	10	20	82	8	82	8
Sub-Total for C							10	10	20	82	8	82	8
101	02/2022	SNS - Salinas	M20T - Turbo Mooney M20K	I	A		1	1	2	4	4	4	4
102	02/2022	SNS - Salinas	MU2 - Mitsubishi Marquise/Solitaire	I	A	0	0	1	1	0	0	6	6
103	02/2022	SNS - Salinas	P210 - Riley Super P210	I	A		0	1	1	0	0	6	6
104	02/2022	SNS - Salinas	P28A - Piper Cherokee	I	A		4	4	8	16	4	16	4
Sub-Total for							4	5	9	16	4	22	4
105	02/2022	SNS - Salinas	P28B - Piper Turbo Dakota	I	A	0	1	1	2	4	4	4	4
106	02/2022	SNS - Salinas	P46T - Piper Malibu Meridian	I	A	0	1	1	2	6	6	6	6
107	02/2022	SNS - Salinas	PA24 - Piper PA-24	I	A	0	1	1	2	5	5	5	5
108	02/2022	SNS - Salinas	PA30 - Piper PA-30	I	A	0	1	1	2	6	6	6	6
109	02/2022	SNS - Salinas	PA31 - Piper Navajo PA-31	I	A	0	0	1	1	0	0	8	8
Sub-Total for I							9	12	21	41	4	61	5
110	02/2022	SNS - Salinas	PC12 - Pilatus PC-12	II	A	0	3	5	8	27	9	45	9
Sub-Total for 0							7	10	17	48	6	74	7
Sub-Total for A							12	17	29	68	5	106	6
111	02/2022	SNS - Salinas	R22 - Robinson R-22 Mariner	No Data	No Data	No Data	0	2	2	0	0	4	2
112	02/2022	SNS - Salinas	RV10 - Experimental	No Data	No Data	No Data	0	1	1	0	0	2	2
Sub-Total for null							0	3	3	0	0	6	2
Sub-Total for null							0	3	3	0	0	6	2
Sub-Total for null							0	3	3	0	0	6	2

TFMSC Report (Airport)

From 01/2022 To 01/2023 | Airport=SNS

#	Date	Airport	Aircraft Type	Airplane Design Group	Airplane Approach Category	Taxiway Design Group	Departures	Arrivals	Total Operations	Departure Seats	Average Departure Seats	Arrival Seats	Average Arrival Seats
113	02/2022	SNS - Salinas	S22T - Cirrus SR-22 Turbo	I	A		2	6	8	8	4	24	4
114	02/2022	SNS - Salinas	SF50 - Cirrus Vision SF50	No Data	No Data	No Data	2	2	4	14	7	14	7
115	02/2022	SNS - Salinas	SR20 - Cirrus SR-20	I	A		5	3	8	20	4	12	4
116	02/2022	SNS - Salinas	SR22 - Cirrus SR 22	I	A		1	3	4	4	4	12	4
Sub-Total for							6	6	12	24	4	24	4
Sub-Total for A							6	6	12	24	4	24	4
Sub-Total for I							6	6	12	24	4	24	4
117	02/2022	SNS - Salinas	T206 - Cessna T-206	No Data	No Data	No Data	0	1	1	0	0	6	6
118	02/2022	SNS - Salinas	T210 - Cessna T210M	I	A		0	1	1	0	0	2	2
119	02/2022	SNS - Salinas	V22 - Bell V-22 Osprey	I			0	1	1	0	0	24	24
Sub-Total for							0	2	2	0	0	26	13
120	02/2022	SNS - Salinas	WW24 - IAI 1124 Westwind	I	C	1B	1	2	3	10	10	20	10
Sub-Total for I							1	4	5	10	10	46	11
Sub-Total for 02/2022							122	146	268	832	6	994	6
121	03/2022	SNS - Salinas	-1 - unknown	No Data	No Data	No Data	2	1	3	0	0	0	0
122	03/2022	SNS - Salinas	AC11 - North American Commander 112	I	A		0	1	1	0	0	4	4
123	03/2022	SNS - Salinas	AC90 - Gulfstream Commander	I	B	0	2	1	3	8	4	4	4
Sub-Total for I							2	2	4	8	4	8	4
124	03/2022	SNS - Salinas	ASTR - IAI Astra 1125	II	C	1B	2	2	4	12	6	12	6
125	03/2022	SNS - Salinas	B350 - Beech Super King Air 350	II	B	2	6	5	11	36	6	30	6
126	03/2022	SNS - Salinas	BE20 - Beech 200 Super King	II	B	2	5	4	9	25	5	20	5
Sub-Total for 2							11	9	20	61	5	50	5
Sub-Total for B							11	9	20	61	5	50	5
Sub-Total for II							13	11	24	73	5	62	5
127	03/2022	SNS - Salinas	BE33 - Beech Bonanza 33	I	A	1A	1	0	1	5	5	0	0
128	03/2022	SNS - Salinas	BE35 - Beech Bonanza 35	I	A	1A	1	1	2	4	4	4	4
129	03/2022	SNS - Salinas	BE36 - Beech Bonanza 36	I	A	1A	1	2	3	4	4	8	4
Sub-Total for 1A							3	3	6	13	4	12	4
Sub-Total for A							3	3	6	13	4	12	4
130	03/2022	SNS - Salinas	BE9L - Beech King Air 90	I	B	0	2	3	5	12	6	18	6
Sub-Total for I							5	6	11	25	5	30	5
131	03/2022	SNS - Salinas	BT36 - Beechcraft Bonanza	No Data	No Data	No Data	1	1	2	5	5	5	5

TFMSC Report (Airport)

From 01/2022 To 01/2023 | Airport=SNS

#	Date	Airport	Aircraft Type	Airplane Design Group	Airplane Approach Category	Taxiway Design Group	Departures	Arrivals	Total Operations	Departure Seats	Average Departure Seats	Arrival Seats	Average Arrival Seats
132	03/2022	SNS - Salinas	C172 - Cessna Skyhawk 172/Cutlass	I	A		14	25	39	56	4	100	4
133	03/2022	SNS - Salinas	C17S - unknown	No Data	No Data	No Data	0	1	1	0	0	4	4
134	03/2022	SNS - Salinas	C182 - Cessna Skylane 182	I	A		3	7	10	12	4	28	4
135	03/2022	SNS - Salinas	C206 - Cessna 206 Stationair	I	B	0	0	1	1	0	0	4	4
Sub-Total for I							3	8	11	12	4	32	4
136	03/2022	SNS - Salinas	C208 - Cessna 208 Caravan	II	B	0	2	0	2	14	7	0	0
Sub-Total for 0							2	1	3	14	7	4	4
137	03/2022	SNS - Salinas	C25A - Cessna Citation CJ2	I	B	1A	2	6	8	16	8	48	8
138	03/2022	SNS - Salinas	C25B - Cessna Citation CJ3	II	B	2	9	9	18	45	5	45	5
139	03/2022	SNS - Salinas	C25C - Cessna Citation CJ4	II	B	1B	15	14	29	90	6	84	6
Sub-Total for B							28	30	58	165	5	181	6
Sub-Total for II							24	23	47	135	5	129	5
140	03/2022	SNS - Salinas	C27J - Alenia C-27J Spartan	No Data	No Data	No Data	2	2	4	30	15	30	15
141	03/2022	SNS - Salinas	C30J - C-130J Hercules ; Lockheed	IV	C		0	1	1	0	0	0	0
142	03/2022	SNS - Salinas	C340 - Cessna 340	I	B		1	0	1	6	6	0	0
Sub-Total for							1	1	2	6	6	0	0
143	03/2022	SNS - Salinas	C414 - Cessna Chancellor 414	I	B	0	1	0	1	6	6	0	0
144	03/2022	SNS - Salinas	C525 - Cessna CitationJet/CJ1	I	B	1A	17	14	31	85	5	70	5
Sub-Total for I							19	14	33	97	5	70	5
145	03/2022	SNS - Salinas	C550 - Cessna Citation II/Bravo	II	B	0	16	19	35	160	10	190	10
146	03/2022	SNS - Salinas	C551 - Cessna Citation II/SP	II	B	0	2	1	3	12	6	6	6
147	03/2022	SNS - Salinas	C560 - Cessna Citation V/Ultra/Encore	II	B	0	4	2	6	32	8	16	8
Sub-Total for 0							22	22	44	204	9	212	9
148	03/2022	SNS - Salinas	C680 - Cessna Citation Sovereign	II	B	1B	1	1	2	12	12	12	12
Sub-Total for B							42	37	79	313	7	294	7
Sub-Total for II							23	23	46	216	9	224	9
149	03/2022	SNS - Salinas	C700 - Cessna Citation Longitude	No Data	No Data	No Data	1	0	1	14	14	0	0
150	03/2022	SNS - Salinas	CL30 - Bombardier (Canadair) Challenger 300	II	C	1B	0	1	1	0	0	8	8
151	03/2022	SNS - Salinas	DA40 - Diamond Star DA40	I	A		1	1	2	6	6	6	6
152	03/2022	SNS - Salinas	DH8C - Dash 8/DHC8-300	III	B	3	1	1	2	50	50	50	50
153	03/2022	SNS - Salinas	EC35 - Eurocopter EC-135	No Data	No Data	No Data	0	1	1	0	0	7	7
154	03/2022	SNS - Salinas	EC45 - Eurocopter EC-145	No Data	No Data	No Data	2	0	2	20	10	0	0

TFMSC Report (Airport)

From 01/2022 To 01/2023 | Airport=SNS

#	Date	Airport	Aircraft Type	Airplane Design Group	Airplane Approach Category	Taxiway Design Group	Departures	Arrivals	Total Operations	Departure Seats	Average Departure Seats	Arrival Seats	Average Arrival Seats
155	03/2022	SNS - Salinas	EPIC - Dynasty	No Data	No Data	No Data	1	1	2	6	6	6	6
Sub-Total for null							3	2	5	26	8	13	6
Sub-Total for null							3	2	5	26	8	13	6
Sub-Total for null							3	2	5	26	8	13	6
156	03/2022	SNS - Salinas	F2TH - Dassault Falcon 2000	II	B	1B	1	1	2	12	12	12	12
157	03/2022	SNS - Salinas	F900 - Dassault Falcon 900	II	B	1B	2	2	4	30	15	30	15
158	03/2022	SNS - Salinas	FA50 - Dassault Falcon/Mystère 50	II	B	1B	1	1	2	12	12	12	12
Sub-Total for 1B							4	4	8	54	13	54	13
Sub-Total for B							4	4	8	54	13	54	13
Sub-Total for II							4	4	8	54	13	54	13
159	03/2022	SNS - Salinas	GLSP - F-GLSP	No Data	No Data	No Data	0	1	1	0	0	0	0
160	03/2022	SNS - Salinas	H25B - BAe HS 125/700-800/Hawker 800	I	C	0	2	1	3	24	12	12	12
161	03/2022	SNS - Salinas	H60 - Sikorsky SH-60 Seahawk	No Data	No Data	No Data	1	0	1	4	4	0	0
162	03/2022	SNS - Salinas	HA4T - Hawker 4000	II	B	0	0	1	1	0	0	8	8
163	03/2022	SNS - Salinas	LJ45 - Bombardier Learjet 45	I	C	0	1	1	2	10	10	10	10
164	03/2022	SNS - Salinas	LJ60 - Bombardier Learjet 60	I	C	0	1	1	2	8	8	8	8
Sub-Total for I							2	2	4	18	9	18	9
165	03/2022	SNS - Salinas	LJ75 - Learjet 75	II	C	0	5	5	10	40	8	40	8
Sub-Total for 0							7	8	15	58	8	66	8
Sub-Total for C							7	7	14	58	8	58	8
166	03/2022	SNS - Salinas	M20P - Mooney M-20C Ranger	I	A		2	2	4	8	4	8	4
167	03/2022	SNS - Salinas	M7T - Maule M-7	No Data	No Data	No Data	0	1	1	0	0	4	4
168	03/2022	SNS - Salinas	P28A - Piper Cherokee	I	A		4	6	10	16	4	24	4
169	03/2022	SNS - Salinas	P28B - Piper Turbo Dakota	I	A	0	0	1	1	0	0	4	4
170	03/2022	SNS - Salinas	P28R - Cherokee Arrow/Turbo	I	A		1	0	1	4	4	0	0
Sub-Total for A							5	7	12	20	4	28	4
Sub-Total for I							5	7	12	20	4	28	4
171	03/2022	SNS - Salinas	P28U - unknown	No Data	No Data	No Data	0	1	1	0	0	28	28
172	03/2022	SNS - Salinas	P46T - Piper Malibu Meridian	I	A	0	1	0	1	6	6	0	0
173	03/2022	SNS - Salinas	PA30 - Piper PA-30	I	A	0	0	1	1	0	0	6	6
174	03/2022	SNS - Salinas	PA31 - Piper Navajo PA-31	I	A	0	1	1	2	8	8	8	8
175	03/2022	SNS - Salinas	PA32 - Piper Cherokee Six	I	A	0	0	3	3	0	0	18	6

TFMSC Report (Airport)

From 01/2022 To 01/2023 | Airport=SNS

#	Date	Airport	Aircraft Type	Airplane Design Group	Airplane Approach Category	Taxiway Design Group	Departures	Arrivals	Total Operations	Departure Seats	Average Departure Seats	Arrival Seats	Average Arrival Seats
176	03/2022	SNS - Salinas	PA46 - Piper Malibu	I	A	0	1	1	2	6	6	6	6
Sub-Total for I							3	6	9	20	6	38	6
177	03/2022	SNS - Salinas	PC12 - Pilatus PC-12	II	A	0	10	7	17	90	9	63	9
Sub-Total for A							13	13	26	110	8	101	7
178	03/2022	SNS - Salinas	PRM1 - Raytheon Premier 1/390 Premier 1	I	B	0	1	1	2	6	6	6	6
Sub-Total for 0							14	14	28	116	8	107	7
179	03/2022	SNS - Salinas	RV7 - Experimental RV-7	No Data	No Data	No Data	0	1	1	0	0	2	2
180	03/2022	SNS - Salinas	S22T - Cirrus SR-22 Turbo	I	A		2	6	8	8	4	24	4
181	03/2022	SNS - Salinas	SLG2 - Airplane Factory Sling 2	No Data	No Data	No Data	1	1	2	2	2	2	2
182	03/2022	SNS - Salinas	SR20 - Cirrus SR-20	I	A		6	6	12	24	4	24	4
183	03/2022	SNS - Salinas	SR22 - Cirrus SR 22	I	A		2	9	11	8	4	36	4
Sub-Total for							8	15	23	32	4	60	4
Sub-Total for A							8	15	23	32	4	60	4
Sub-Total for I							8	15	23	32	4	60	4
184	03/2022	SNS - Salinas	T206 - Cessna T-206	No Data	No Data	No Data	2	4	6	12	6	24	6
185	03/2022	SNS - Salinas	T210 - Cessna T210M	I	A		0	1	1	0	0	2	2
186	03/2022	SNS - Salinas	TBM7 - Socata TBM-7	I	A	0	1	3	4	4	4	12	4
187	03/2022	SNS - Salinas	TBM9 - Socata TBM	I	A		1	1	2	7	7	7	7
Sub-Total for A							2	5	7	11	5	21	4
188	03/2022	SNS - Salinas	V22 - Bell V-22 Osprey	I			1	2	3	24	24	48	24
Sub-Total for							2	3	5	31	15	55	18
Sub-Total for I							3	7	10	35	11	69	9
Sub-Total for 03/2022							169	202	371	1,156	6	1,307	6
189	04/2022	SNS - Salinas	-1 - unknown	No Data	No Data	No Data	0	2	2	0	0	0	0
190	04/2022	SNS - Salinas	A10 - Fairchild A10	I			0	1	1	0	0	0	0
191	04/2022	SNS - Salinas	AC50 - Aero Commander 500	II	B		0	1	1	0	0	4	4
Sub-Total for							0	2	2	0	0	4	2
192	04/2022	SNS - Salinas	B350 - Beech Super King Air 350	II	B	2	2	2	4	12	6	12	6
193	04/2022	SNS - Salinas	BE20 - Beech 200 Super King	II	B	2	13	13	26	65	5	65	5
194	04/2022	SNS - Salinas	BE30 - Raytheon 300 Super King Air	II	B	2	1	1	2	8	8	8	8
Sub-Total for 2							16	16	32	85	5	85	5
Sub-Total for B							16	17	33	85	5	89	5

TFMSC Report (Airport)

From 01/2022 To 01/2023 | Airport=SNS

#	Date	Airport	Aircraft Type	Airplane Design Group	Airplane Approach Category	Taxiway Design Group	Departures	Arrivals	Total Operations	Departure Seats	Average Departure Seats	Arrival Seats	Average Arrival Seats
Sub-Total for II							16	17	33	85	5	89	5
195	04/2022	SNS - Salinas	BE35 - Beech Bonanza 35	I	A	1A	0	1	1	0	0	4	4
196	04/2022	SNS - Salinas	BE36 - Beech Bonanza 36	I	A	1A	0	1	1	0	0	4	4
Sub-Total for 1A							0	2	2	0	0	8	4
Sub-Total for A							0	2	2	0	0	8	4
197	04/2022	SNS - Salinas	BE9L - Beech King Air 90	I	B	0	2	3	5	12	6	18	6
Sub-Total for I							2	5	7	12	6	26	5
198	04/2022	SNS - Salinas	BEAR - unknown	No Data	No Data	No Data	0	1	1	0	0	0	0
199	04/2022	SNS - Salinas	C172 - Cessna Skyhawk 172/Cutlass	I	A		6	20	26	24	4	80	4
200	04/2022	SNS - Salinas	C182 - Cessna Skylane 182	I	A		0	5	5	0	0	20	4
Sub-Total for							6	25	31	24	4	100	4
Sub-Total for A							6	25	31	24	4	100	4
201	04/2022	SNS - Salinas	C206 - Cessna 206 Stationair	I	B	0	1	1	2	4	4	4	4
202	04/2022	SNS - Salinas	C25A - Cessna Citation CJ2	I	B	1A	2	1	3	16	8	8	8
Sub-Total for I							9	27	36	44	4	112	4
203	04/2022	SNS - Salinas	C25B - Cessna Citation CJ3	II	B	2	10	10	20	50	5	50	5
204	04/2022	SNS - Salinas	C25C - Cessna Citation CJ4	II	B	1B	5	5	10	30	6	30	6
Sub-Total for B							18	17	35	100	5	92	5
Sub-Total for II							15	15	30	80	5	80	5
205	04/2022	SNS - Salinas	C27J - Alenia C-27J Spartan	No Data	No Data	No Data	2	1	3	30	15	15	15
206	04/2022	SNS - Salinas	C337 - Cessna Turbo Super Skymaster	No Data	No Data	No Data	1	1	2	4	4	4	4
Sub-Total for null							3	2	5	34	11	19	9
Sub-Total for null							3	2	5	34	11	19	9
Sub-Total for null							3	2	5	34	11	19	9
207	04/2022	SNS - Salinas	C340 - Cessna 340	I	B		0	1	1	0	0	6	6
208	04/2022	SNS - Salinas	C414 - Cessna Chancellor 414	I	B	0	1	1	2	6	6	6	6
209	04/2022	SNS - Salinas	C510 - Cessna Citation Mustang	I	B	1A	1	1	2	6	6	6	6
210	04/2022	SNS - Salinas	C525 - Cessna CitationJet/CJ1	I	B	1A	4	5	9	20	5	25	5
Sub-Total for 1A							5	6	11	26	5	31	5
Sub-Total for I							6	8	14	32	5	43	5
211	04/2022	SNS - Salinas	C550 - Cessna Citation II/Bravo	II	B	0	6	5	11	60	10	50	10
212	04/2022	SNS - Salinas	C560 - Cessna Citation V/Ultra/Encore	II	B	0	7	8	15	56	8	64	8

TFMSC Report (Airport)

From 01/2022 To 01/2023 | Airport=SNS

#	Date	Airport	Aircraft Type	Airplane Design Group	Airplane Approach Category	Taxiway Design Group	Departures	Arrivals	Total Operations	Departure Seats	Average Departure Seats	Arrival Seats	Average Arrival Seats
213	04/2022	SNS - Salinas	C650 - Cessna III/VI/VII	II	B	0	2	2	4	12	6	12	6
Sub-Total for 0							15	15	30	128	8	126	8
214	04/2022	SNS - Salinas	C680 - Cessna Citation Sovereign	II	B	1B	0	1	1	0	0	12	12
Sub-Total for B							21	24	45	160	7	181	7
Sub-Total for II							15	16	31	128	8	138	8
215	04/2022	SNS - Salinas	C700 - Cessna Citation Longitude	No Data	No Data	No Data	0	1	1	0	0	14	14
216	04/2022	SNS - Salinas	CL60 - Bombardier Challenger 600/601/604	II	C	0	1	1	2	15	15	15	15
217	04/2022	SNS - Salinas	COL4 - Lancair LC-41 Columbia 400	I	A		1	1	2	4	4	4	4
218	04/2022	SNS - Salinas	DA40 - Diamond Star DA40	I	A		0	3	3	0	0	18	6
Sub-Total for							1	4	5	4	4	22	5
Sub-Total for A							1	4	5	4	4	22	5
Sub-Total for I							1	4	5	4	4	22	5
219	04/2022	SNS - Salinas	E35L - Embraer 135 LR	II	C	2	1	1	2	37	37	37	37
220	04/2022	SNS - Salinas	E55P - Embraer Phenom 300	II	B	0	3	3	6	24	8	24	8
Sub-Total for II							4	4	8	61	15	61	15
221	04/2022	SNS - Salinas	EC35 - Eurocopter EC-135	No Data	No Data	No Data	4	2	6	28	7	14	7
222	04/2022	SNS - Salinas	F2TH - Dassault Falcon 2000	II	B	1B	1	1	2	12	12	12	12
223	04/2022	SNS - Salinas	F900 - Dassault Falcon 900	II	B	1B	2	2	4	30	15	30	15
Sub-Total for 1B							3	3	6	42	14	42	14
Sub-Total for B							3	3	6	42	14	42	14
224	04/2022	SNS - Salinas	GLF3 - Gulfstream III/G300	II	C	2	1	1	2	15	15	15	15
225	04/2022	SNS - Salinas	GLF4 - Gulfstream IV/G400	II	D	2	1	1	2	14	14	14	14
Sub-Total for II							5	5	10	71	14	71	14
226	04/2022	SNS - Salinas	GLF5 - Gulfstream V/G500	III	D	2	1	1	2	15	15	15	15
Sub-Total for 2							3	3	6	44	14	44	14
Sub-Total for D							2	2	4	29	14	29	14
227	04/2022	SNS - Salinas	H60 - Sikorsky SH-60 Seahawk	No Data	No Data	No Data	1	0	1	4	4	0	0
228	04/2022	SNS - Salinas	HAWK - BAe Systems Hawk	I	C		1	1	2	1	1	1	1
229	04/2022	SNS - Salinas	LJ45 - Bombardier Learjet 45	I	C	0	1	1	2	10	10	10	10
230	04/2022	SNS - Salinas	LJ60 - Bombardier Learjet 60	I	C	0	2	2	4	16	8	16	8
Sub-Total for I							4	4	8	27	6	27	6
231	04/2022	SNS - Salinas	LJ75 - Learjet 75	II	C	0	1	1	2	8	8	8	8

TFMSC Report (Airport)

From 01/2022 To 01/2023 | Airport=SNS

#	Date	Airport	Aircraft Type	Airplane Design Group	Airplane Approach Category	Taxiway Design Group	Departures	Arrivals	Total Operations	Departure Seats	Average Departure Seats	Arrival Seats	Average Arrival Seats
Sub-Total for 0							4	4	8	34	8	34	8
Sub-Total for C							5	5	10	35	7	35	7
232	04/2022	SNS - Salinas	M20P - Mooney M-20C Ranger	I	A		0	1	1	0	0	4	4
233	04/2022	SNS - Salinas	P180 - Piaggio P-180 Avanti	I	B	0	1	1	2	9	9	9	9
234	04/2022	SNS - Salinas	P28A - Piper Cherokee	I	A		1	3	4	4	4	12	4
235	04/2022	SNS - Salinas	P28B - Piper Turbo Dakota	I	A	0	0	1	1	0	0	4	4
Sub-Total for A							1	4	5	4	4	16	4
Sub-Total for I							2	6	8	13	6	29	4
236	04/2022	SNS - Salinas	P28U - unknown	No Data	No Data	No Data	1	5	6	28	28	140	28
237	04/2022	SNS - Salinas	P46T - Piper Malibu Meridian	I	A	0	2	2	4	12	6	12	6
238	04/2022	SNS - Salinas	PA32 - Piper Cherokee Six	I	A	0	1	1	2	6	6	6	6
239	04/2022	SNS - Salinas	PA46 - Piper Malibu	I	A	0	2	1	3	12	6	6	6
Sub-Total for I							5	4	9	30	6	24	6
240	04/2022	SNS - Salinas	PC12 - Pilatus PC-12	II	A	0	5	4	9	45	9	36	9
Sub-Total for 0							10	8	18	75	7	60	7
Sub-Total for A							10	8	18	75	7	60	7
241	04/2022	SNS - Salinas	RV6 - AIEP Air Beetle	No Data	No Data	No Data	1	1	2	2	2	2	2
242	04/2022	SNS - Salinas	S22T - Cirrus SR-22 Turbo	I	A		2	3	5	8	4	12	4
243	04/2022	SNS - Salinas	SF50 - Cirrus Vision SF50	No Data	No Data	No Data	2	3	5	14	7	21	7
244	04/2022	SNS - Salinas	SLG2 - Airplane Factory Sling 2	No Data	No Data	No Data	1	1	2	2	2	2	2
Sub-Total for null							3	4	7	16	5	23	5
Sub-Total for null							3	4	7	16	5	23	5
Sub-Total for null							3	4	7	16	5	23	5
245	04/2022	SNS - Salinas	SR20 - Cirrus SR-20	I	A		1	1	2	4	4	4	4
246	04/2022	SNS - Salinas	SR22 - Cirrus SR 22	I	A		2	5	7	8	4	20	4
Sub-Total for							3	6	9	12	4	24	4
247	04/2022	SNS - Salinas	TBM7 - Socata TBM-7	I	A	0	0	2	2	0	0	8	4
Sub-Total for A							3	8	11	12	4	32	4
248	04/2022	SNS - Salinas	V22 - Bell V-22 Osprey	I			2	1	3	48	24	24	24
Sub-Total for I							5	9	14	60	12	56	6
Sub-Total for 04/2022							112	153	265	850	7	1,076	7
249	05/2022	SNS - Salinas	-1 - unknown	No Data	No Data	No Data	0	1	1	0	0	0	0

TFMSC Report (Airport)

From 01/2022 To 01/2023 | Airport=SNS

#	Date	Airport	Aircraft Type	Airplane Design Group	Airplane Approach Category	Taxiway Design Group	Departures	Arrivals	Total Operations	Departure Seats	Average Departure Seats	Arrival Seats	Average Arrival Seats
250	05/2022	SNS - Salinas	AA1 - American AA-1 Trainer	I	A		0	1	1	0	0	2	2
251	05/2022	SNS - Salinas	AC11 - North American Commander 112	I	A		0	1	1	0	0	4	4
Sub-Total for							0	2	2	0	0	6	3
Sub-Total for A							0	2	2	0	0	6	3
Sub-Total for I							0	2	2	0	0	6	3
252	05/2022	SNS - Salinas	ASTR - IAI Astra 1125	II	C	1B	1	1	2	6	6	6	6
253	05/2022	SNS - Salinas	B350 - Beech Super King Air 350	II	B	2	7	8	15	42	6	48	6
254	05/2022	SNS - Salinas	BE20 - Beech 200 Super King	II	B	2	13	11	24	65	5	55	5
Sub-Total for 2							20	19	39	107	5	103	5
Sub-Total for B							20	19	39	107	5	103	5
Sub-Total for II							21	20	41	113	5	109	5
255	05/2022	SNS - Salinas	BE33 - Beech Bonanza 33	I	A	1A	1	0	1	5	5	0	0
256	05/2022	SNS - Salinas	BE35 - Beech Bonanza 35	I	A	1A	1	2	3	4	4	8	4
257	05/2022	SNS - Salinas	BE36 - Beech Bonanza 36	I	A	1A	2	4	6	8	4	16	4
Sub-Total for 1A							4	6	10	17	4	24	4
Sub-Total for A							4	6	10	17	4	24	4
258	05/2022	SNS - Salinas	BE40 - Raytheon/Beech Beechjet 400/T-1	I	B	0	1	0	1	5	5	0	0
259	05/2022	SNS - Salinas	BE55 - Beech Baron 55	I	A	1A	0	3	3	0	0	18	6
260	05/2022	SNS - Salinas	BE58 - Beech 58	I	B	1A	1	0	1	4	4	0	0
Sub-Total for 1A							1	3	4	4	4	18	6
Sub-Total for B							1	1	2	4	4	6	6
262	05/2022	SNS - Salinas	C172 - Cessna Skyhawk 172/Cutlass	I	A		7	20	27	28	4	80	4
263	05/2022	SNS - Salinas	C182 - Cessna Skylane 182	I	A		5	8	13	20	4	32	4
Sub-Total for							12	28	40	48	4	112	4
Sub-Total for A							12	28	40	48	4	112	4
264	05/2022	SNS - Salinas	C206 - Cessna 206 Stationair	I	B	0	0	1	1	0	0	4	4
Sub-Total for I							18	39	57	74	4	164	4
265	05/2022	SNS - Salinas	C208 - Cessna 208 Caravan	II	B	0	1	0	1	0	0	0	0
Sub-Total for 0							1	1	2	0	0	4	4
266	05/2022	SNS - Salinas	C25A - Cessna Citation CJ2	I	B	1A	4	6	10	32	8	48	8
267	05/2022	SNS - Salinas	C25B - Cessna Citation CJ3	II	B	2	2	2	4	10	5	10	5

TFMSC Report (Airport)

From 01/2022 To 01/2023 | Airport=SNS

#	Date	Airport	Aircraft Type	Airplane Design Group	Airplane Approach Category	Taxiway Design Group	Departures	Arrivals	Total Operations	Departure Seats	Average Departure Seats	Arrival Seats	Average Arrival Seats
268	05/2022	SNS - Salinas	C25C - Cessna Citation CJ4	II	B	1B	6	5	11	36	6	30	6
Sub-Total for B							13	14	27	78	6	92	6
Sub-Total for II							8	7	15	46	5	40	5
269	05/2022	SNS - Salinas	C27J - Alenia C-27J Spartan	No Data	No Data	No Data	3	4	7	45	15	60	15
270	05/2022	SNS - Salinas	C414 - Cessna Chancellor 414	I	B	0	0	1	1	0	0	6	6
271	05/2022	SNS - Salinas	C421 - Cessna Golden Eagle 421	I	B	0	0	1	1	0	0	8	8
272	05/2022	SNS - Salinas	C500 - Cessna 500/Citation I	I	B	0	1	1	2	6	6	6	6
273	05/2022	SNS - Salinas	C501 - Cessna I/SP	I	B	0	1	1	2	6	6	6	6
Sub-Total for 0							2	4	6	12	6	26	6
274	05/2022	SNS - Salinas	C525 - Cessna CitationJet/CJ1	I	B	1A	6	7	13	30	5	35	5
Sub-Total for I							8	11	19	42	5	61	5
275	05/2022	SNS - Salinas	C550 - Cessna Citation II/Bravo	II	B	0	5	8	13	50	10	80	10
276	05/2022	SNS - Salinas	C560 - Cessna Citation V/Ultra/Encore	II	B	0	7	8	15	56	8	64	8
277	05/2022	SNS - Salinas	C650 - Cessna III/VI/VII	II	B	0	2	1	3	12	6	6	6
Sub-Total for 0							14	17	31	118	8	150	8
278	05/2022	SNS - Salinas	C680 - Cessna Citation Sovereign	II	B	1B	4	2	6	48	12	24	12
279	05/2022	SNS - Salinas	C750 - Cessna Citation X	II	B	0	1	1	2	14	14	14	14
Sub-Total for B							27	31	58	222	8	249	8
Sub-Total for II							19	20	39	180	9	188	9
280	05/2022	SNS - Salinas	C82S - Cessna 182 Skylane	No Data	No Data	No Data	1	1	2	0	0	0	0
281	05/2022	SNS - Salinas	COL3 - Lancair LC-40 Columbia 400	I	A		0	1	1	0	0	4	4
282	05/2022	SNS - Salinas	DA40 - Diamond Star DA40	I	A		0	2	2	0	0	12	6
Sub-Total for							0	3	3	0	0	16	5
Sub-Total for A							0	3	3	0	0	16	5
Sub-Total for I							0	3	3	0	0	16	5
283	05/2022	SNS - Salinas	EC35 - Eurocopter EC-135	No Data	No Data	No Data	3	4	7	21	7	28	7
284	05/2022	SNS - Salinas	EPIC - Dynasty	No Data	No Data	No Data	0	1	1	0	0	6	6
Sub-Total for null							3	5	8	21	7	34	6
Sub-Total for null							3	5	8	21	7	34	6
Sub-Total for null							3	5	8	21	7	34	6
285	05/2022	SNS - Salinas	F2TH - Dassault Falcon 2000	II	B	1B	1	1	2	12	12	12	12
286	05/2022	SNS - Salinas	F900 - Dassault Falcon 900	II	B	1B	1	0	1	15	15	0	0

TFMSC Report (Airport)

From 01/2022 To 01/2023 | Airport=SNS

#	Date	Airport	Aircraft Type	Airplane Design Group	Airplane Approach Category	Taxiway Design Group	Departures	Arrivals	Total Operations	Departure Seats	Average Departure Seats	Arrival Seats	Average Arrival Seats
Sub-Total for 1B							2	1	3	27	13	12	12
Sub-Total for II							2	1	3	27	13	12	12
287	05/2022	SNS - Salinas	FA10 - Dassault Falcon/Mystère 10	I	B		1	1	2	4	4	4	4
288	05/2022	SNS - Salinas	FA50 - Dassault Falcon/Mystère 50	II	B	1B	1	1	2	12	12	12	12
Sub-Total for B							4	3	7	43	10	28	9
289	05/2022	SNS - Salinas	G280 - Gulfstream G280	II	C	1B	1	1	2	4	4	4	4
Sub-Total for 1B							2	2	4	16	8	16	8
290	05/2022	SNS - Salinas	GLF3 - Gulfstream III/G300	II	C	2	1	1	2	15	15	15	15
Sub-Total for C							2	2	4	19	9	19	9
Sub-Total for II							3	3	6	31	10	31	10
291	05/2022	SNS - Salinas	GLF5 - Gulfstream V/G500	III	D	2	0	1	1	0	0	15	15
Sub-Total for 2							1	2	3	15	15	30	15
292	05/2022	SNS - Salinas	H25B - BAe HS 125/700-800/Hawker 800	I	C	0	2	2	4	24	12	24	12
293	05/2022	SNS - Salinas	H60 - Sikorsky SH-60 Seahawk	No Data	No Data	No Data	0	1	1	0	0	4	4
294	05/2022	SNS - Salinas	LJ45 - Bombardier Learjet 45	I	C	0	1	1	2	10	10	10	10
295	05/2022	SNS - Salinas	LJ60 - Bombardier Learjet 60	I	C	0	0	2	2	0	0	16	8
Sub-Total for I							1	3	4	10	10	26	8
296	05/2022	SNS - Salinas	LJ75 - Learjet 75	II	C	0	1	1	2	8	8	8	8
Sub-Total for 0							2	4	6	18	9	34	8
Sub-Total for C							2	4	6	18	9	34	8
297	05/2022	SNS - Salinas	M20P - Mooney M-20C Ranger	I	A		1	3	4	4	4	12	4
298	05/2022	SNS - Salinas	M20T - Turbo Mooney M20K	I	A		1	2	3	4	4	8	4
Sub-Total for							2	5	7	8	4	20	4
Sub-Total for A							2	5	7	8	4	20	4
Sub-Total for I							2	5	7	8	4	20	4
299	05/2022	SNS - Salinas	M600 - Piper PA-46 M600	No Data	No Data	No Data	0	1	1	0	0	5	5
300	05/2022	SNS - Salinas	MU2 - Mitsubishi Marquise/Solitaire	I	A	0	0	1	1	0	0	6	6
301	05/2022	SNS - Salinas	P28A - Piper Cherokee	I	A		2	3	5	8	4	12	4
Sub-Total for A							2	4	6	8	4	18	4
Sub-Total for I							2	4	6	8	4	18	4
302	05/2022	SNS - Salinas	P28U - unknown	No Data	No Data	No Data	0	1	1	0	0	28	28
303	05/2022	SNS - Salinas	PA24 - Piper PA-24	I	A	0	0	2	2	0	0	10	5

TFMSC Report (Airport)

From 01/2022 To 01/2023 | Airport=SNS

#	Date	Airport	Aircraft Type	Airplane Design Group	Airplane Approach Category	Taxiway Design Group	Departures	Arrivals	Total Operations	Departure Seats	Average Departure Seats	Arrival Seats	Average Arrival Seats
304	05/2022	SNS - Salinas	PA30 - Piper PA-30	I	A	0	1	1	2	6	6	6	6
Sub-Total for A							1	3	4	6	6	16	5
305	05/2022	SNS - Salinas	PAY1 - Piper Cheyenne 1	I	B	0	1	1	2	4	4	4	4
Sub-Total for I							2	4	6	10	5	20	5
306	05/2022	SNS - Salinas	PC12 - Pilatus PC-12	II	A	0	4	6	10	36	9	54	9
Sub-Total for 0							6	10	16	46	7	74	7
307	05/2022	SNS - Salinas	RC12 - Rans S-12 Super Airaile	No Data	No Data	No Data	0	1	1	0	0	2	2
308	05/2022	SNS - Salinas	RV6 - AIEP Air Beetle	No Data	No Data	No Data	0	1	1	0	0	2	2
Sub-Total for null							0	2	2	0	0	4	2
Sub-Total for null							0	2	2	0	0	4	2
Sub-Total for null							0	2	2	0	0	4	2
309	05/2022	SNS - Salinas	S22T - Cirrus SR-22 Turbo	I	A		1	9	10	4	4	36	4
310	05/2022	SNS - Salinas	SF50 - Cirrus Vision SF50	No Data	No Data	No Data	1	2	3	7	7	14	7
311	05/2022	SNS - Salinas	SR20 - Cirrus SR-20	I	A		1	5	6	4	4	20	4
312	05/2022	SNS - Salinas	SR22 - Cirrus SR 22	I	A		2	9	11	8	4	36	4
313	05/2022	SNS - Salinas	T210 - Cessna T210M	I	A		3	2	5	6	2	4	2
314	05/2022	SNS - Salinas	TBM9 - Socata TBM	I	A		1	1	2	7	7	7	7
Sub-Total for A							7	17	24	25	3	67	3
315	05/2022	SNS - Salinas	V22 - Bell V-22 Osprey	I			1	2	3	24	24	48	24
Sub-Total for							8	19	27	49	6	115	6
Sub-Total for I							8	19	27	49	6	115	6
Sub-Total for 05/2022							116	185	301	779	6	1,164	6
316	06/2022	SNS - Salinas	-1 - unknown	No Data	No Data	No Data	1	5	6	0	0	0	0
317	06/2022	SNS - Salinas	AA5 - American AA-5 Traveler	I	A		0	1	1	0	0	3	3
318	06/2022	SNS - Salinas	ASTR - IAI Astra 1125	II	C	1B	1	1	2	6	6	6	6
319	06/2022	SNS - Salinas	B350 - Beech Super King Air 350	II	B	2	1	3	4	6	6	18	6
320	06/2022	SNS - Salinas	BE20 - Beech 200 Super King	II	B	2	7	8	15	35	5	40	5
Sub-Total for 2							8	11	19	41	5	58	5
Sub-Total for B							8	11	19	41	5	58	5
Sub-Total for II							9	12	21	47	5	64	5
321	06/2022	SNS - Salinas	BE33 - Beech Bonanza 33	I	A	1A	1	1	2	5	5	5	5
322	06/2022	SNS - Salinas	BE35 - Beech Bonanza 35	I	A	1A	0	4	4	0	0	16	4

TFMSC Report (Airport)

From 01/2022 To 01/2023 | Airport=SNS

#	Date	Airport	Aircraft Type	Airplane Design Group	Airplane Approach Category	Taxiway Design Group	Departures	Arrivals	Total Operations	Departure Seats	Average Departure Seats	Arrival Seats	Average Arrival Seats
323	06/2022	SNS - Salinas	BE36 - Beech Bonanza 36	I	A	1A	0	4	4	0	0	16	4
324	06/2022	SNS - Salinas	BE55 - Beech Baron 55	I	A	1A	1	0	1	6	6	0	0
Sub-Total for A							2	9	11	11	5	37	4
325	06/2022	SNS - Salinas	BE58 - Beech 58	I	B	1A	0	2	2	0	0	8	4
Sub-Total for 1A							2	11	13	11	5	45	4
326	06/2022	SNS - Salinas	BE9L - Beech King Air 90	I	B	0	2	2	4	12	6	12	6
Sub-Total for B							2	4	6	12	6	20	5
Sub-Total for I							4	13	17	23	5	57	4
327	06/2022	SNS - Salinas	BT36 - Beechcraft Bonanza	No Data	No Data	No Data	1	1	2	5	5	5	5
328	06/2022	SNS - Salinas	C152 - Cessna 152	I	A		0	1	1	0	0	4	4
329	06/2022	SNS - Salinas	C172 - Cessna Skyhawk 172/Cutlass	I	A		4	13	17	16	4	52	4
330	06/2022	SNS - Salinas	C182 - Cessna Skylane 182	I	A		1	5	6	4	4	20	4
Sub-Total for							5	19	24	20	4	76	4
Sub-Total for A							5	19	24	20	4	76	4
331	06/2022	SNS - Salinas	C206 - Cessna 206 Stationair	I	B	0	0	1	1	0	0	4	4
332	06/2022	SNS - Salinas	C25A - Cessna Citation CJ2	I	B	1A	2	1	3	16	8	8	8
Sub-Total for I							7	21	28	36	5	88	4
333	06/2022	SNS - Salinas	C25B - Cessna Citation CJ3	II	B	2	8	8	16	40	5	40	5
334	06/2022	SNS - Salinas	C25C - Cessna Citation CJ4	II	B	1B	8	8	16	48	6	48	6
Sub-Total for II							16	16	32	88	5	88	5
335	06/2022	SNS - Salinas	C25M - Cessna Citation M2	I	B	1A	2	3	5	16	8	24	8
336	06/2022	SNS - Salinas	C340 - Cessna 340	I	B		1	2	3	6	6	12	6
337	06/2022	SNS - Salinas	C414 - Cessna Chancellor 414	I	B	0	1	1	2	6	6	6	6
Sub-Total for I							4	6	10	28	7	42	7
338	06/2022	SNS - Salinas	C441 - Cessna Conquest	II	B	0	2	2	4	12	6	12	6
Sub-Total for 0							3	3	6	18	6	18	6
339	06/2022	SNS - Salinas	C525 - Cessna CitationJet/CJ1	I	B	1A	9	7	16	45	5	35	5
340	06/2022	SNS - Salinas	C550 - Cessna Citation II/Bravo	II	B	0	5	6	11	50	10	60	10
Sub-Total for B							38	39	77	239	6	249	6
341	06/2022	SNS - Salinas	C55B - Cessna Citation Bravo	No Data	No Data	No Data	0	1	1	0	0	10	10
342	06/2022	SNS - Salinas	C560 - Cessna Citation V/Ultra/Encore	II	B	0	8	9	17	64	8	72	8
343	06/2022	SNS - Salinas	C56X - Cessna Excel/XLS	II	B	0	3	3	6	45	15	45	15

TFMSC Report (Airport)

From 01/2022 To 01/2023 | Airport=SNS

#	Date	Airport	Aircraft Type	Airplane Design Group	Airplane Approach Category	Taxiway Design Group	Departures	Arrivals	Total Operations	Departure Seats	Average Departure Seats	Arrival Seats	Average Arrival Seats
Sub-Total for 0							11	12	23	109	9	117	9
344	06/2022	SNS - Salinas	C680 - Cessna Citation Sovereign	II	B	1B	1	1	2	12	12	12	12
345	06/2022	SNS - Salinas	C750 - Cessna Citation X	II	B	0	0	1	1	0	0	14	14
Sub-Total for B							12	14	26	121	10	143	10
Sub-Total for II							12	14	26	121	10	143	10
346	06/2022	SNS - Salinas	CH7B - Bellanca 7GCBC Citabria	I	A	0	2	0	2	8	4	0	0
Sub-Total for 0							2	1	3	8	4	14	14
347	06/2022	SNS - Salinas	CL30 - Bombardier (Canadair) Challenger 300	II	C	1B	1	1	2	8	8	8	8
348	06/2022	SNS - Salinas	DA40 - Diamond Star DA40	I	A		1	1	2	6	6	6	6
349	06/2022	SNS - Salinas	E55P - Embraer Phenom 300	II	B	0	1	1	2	8	8	8	8
350	06/2022	SNS - Salinas	EC35 - Eurocopter EC-135	No Data	No Data	No Data	1	0	1	7	7	0	0
351	06/2022	SNS - Salinas	EC45 - Eurocopter EC-145	No Data	No Data	No Data	0	1	1	0	0	10	10
Sub-Total for null							1	1	2	7	7	10	10
Sub-Total for null							1	1	2	7	7	10	10
Sub-Total for null							1	1	2	7	7	10	10
352	06/2022	SNS - Salinas	F18H - F/A 18 Hornet	I	D		0	1	1	0	0	0	0
353	06/2022	SNS - Salinas	F2TH - Dassault Falcon 2000	II	B	1B	3	3	6	36	12	36	12
354	06/2022	SNS - Salinas	F900 - Dassault Falcon 900	II	B	1B	1	1	2	15	15	15	15
Sub-Total for 1B							4	4	8	51	12	51	12
Sub-Total for II							4	4	8	51	12	51	12
355	06/2022	SNS - Salinas	FA10 - Dassault Falcon/Mystère 10	I	B		1	1	2	4	4	4	4
Sub-Total for B							5	5	10	55	11	55	11
356	06/2022	SNS - Salinas	GLF4 - Gulfstream IV/G400	II	D	2	1	1	2	14	14	14	14
357	06/2022	SNS - Salinas	H60 - Sikorsky SH-60 Seahawk	No Data	No Data	No Data	0	2	2	0	0	8	4
358	06/2022	SNS - Salinas	LJ31 - Bombardier Learjet 31/A/B	I	C	0	0	1	1	0	0	8	8
359	06/2022	SNS - Salinas	LJ60 - Bombardier Learjet 60	I	C	0	1	1	2	8	8	8	8
Sub-Total for I							1	2	3	8	8	16	8
360	06/2022	SNS - Salinas	LJ75 - Learjet 75	II	C	0	1	1	2	8	8	8	8
Sub-Total for 0							2	3	5	16	8	24	8
Sub-Total for C							2	3	5	16	8	24	8
361	06/2022	SNS - Salinas	M20P - Mooney M-20C Ranger	I	A		0	2	2	0	0	8	4
362	06/2022	SNS - Salinas	M20T - Turbo Mooney M20K	I	A		0	1	1	0	0	4	4

TFMSC Report (Airport)

From 01/2022 To 01/2023 | Airport=SNS

#	Date	Airport	Aircraft Type	Airplane Design Group	Airplane Approach Category	Taxiway Design Group	Departures	Arrivals	Total Operations	Departure Seats	Average Departure Seats	Arrival Seats	Average Arrival Seats
Sub-Total for							0	3	3	0	0	12	4
Sub-Total for A							0	3	3	0	0	12	4
Sub-Total for I							0	3	3	0	0	12	4
363	06/2022	SNS - Salinas	M4 - Maule M-4	No Data	No Data	No Data	0	1	1	0	0	4	4
364	06/2022	SNS - Salinas	M5 - Maule M-5 Strata Rocket	No Data	No Data	No Data	0	1	1	0	0	4	4
Sub-Total for null							0	2	2	0	0	8	4
Sub-Total for null							0	2	2	0	0	8	4
Sub-Total for null							0	2	2	0	0	8	4
365	06/2022	SNS - Salinas	P28A - Piper Cherokee	I	A		1	0	1	4	4	0	0
366	06/2022	SNS - Salinas	P32R - Piper 32	I	A		1	1	2	4	4	4	4
Sub-Total for							2	1	3	8	4	4	4
367	06/2022	SNS - Salinas	P46T - Piper Malibu Meridian	I	A	0	1	1	2	6	6	6	6
368	06/2022	SNS - Salinas	PA24 - Piper PA-24	I	A	0	0	1	1	0	0	5	5
369	06/2022	SNS - Salinas	PA46 - Piper Malibu	I	A	0	2	0	2	12	6	0	0
Sub-Total for A							5	3	8	26	5	15	5
370	06/2022	SNS - Salinas	PAY1 - Piper Cheyenne 1	I	B	0	1	0	1	4	4	0	0
Sub-Total for I							6	3	9	30	5	15	5
371	06/2022	SNS - Salinas	PC12 - Pilatus PC-12	II	A	0	8	8	16	72	9	72	9
Sub-Total for 0							12	10	22	94	7	83	8
372	06/2022	SNS - Salinas	R22 - Robinson R-22 Mariner	No Data	No Data	No Data	0	1	1	0	0	2	2
373	06/2022	SNS - Salinas	S22T - Cirrus SR-22 Turbo	I	A		1	4	5	4	4	16	4
374	06/2022	SNS - Salinas	SF50 - Cirrus Vision SF50	No Data	No Data	No Data	1	1	2	7	7	7	7
375	06/2022	SNS - Salinas	SR20 - Cirrus SR-20	I	A		2	1	3	8	4	4	4
376	06/2022	SNS - Salinas	SR22 - Cirrus SR 22	I	A		0	5	5	0	0	20	4
377	06/2022	SNS - Salinas	T210 - Cessna T210M	I	A		0	1	1	0	0	2	2
Sub-Total for							2	7	9	8	4	26	3
378	06/2022	SNS - Salinas	TBM7 - Socata TBM-7	I	A	0	0	2	2	0	0	8	4
379	06/2022	SNS - Salinas	TBM8 - Socata TBM-850	I	A	0	1	2	3	7	7	14	7
Sub-Total for 0							1	4	5	7	7	22	5
380	06/2022	SNS - Salinas	TBM9 - Socata TBM	I	A		2	1	3	14	7	7	7
Sub-Total for A							5	12	17	29	5	55	4
Sub-Total for I							5	12	17	29	5	55	4

TFMSC Report (Airport)

From 01/2022 To 01/2023 | Airport=SNS

#	Date	Airport	Aircraft Type	Airplane Design Group	Airplane Approach Category	Taxiway Design Group	Departures	Arrivals	Total Operations	Departure Seats	Average Departure Seats	Arrival Seats	Average Arrival Seats
381	06/2022	SNS - Salinas	TMB7 - unknown	No Data	No Data	No Data	0	1	1	0	0	4	4
382	06/2022	SNS - Salinas	V22 - Bell V-22 Osprey	I			2	5	7	48	24	120	24
Sub-Total for 06/2022							107	161	268	767	7	1,051	6
383	07/2022	SNS - Salinas	-1 - unknown	No Data	No Data	No Data	2	1	3	0	0	0	0
384	07/2022	SNS - Salinas	AC90 - Gulfstream Commander	I	B	0	1	1	2	4	4	4	4
385	07/2022	SNS - Salinas	B350 - Beech Super King Air 350	II	B	2	9	8	17	54	6	48	6
386	07/2022	SNS - Salinas	BE20 - Beech 200 Super King	II	B	2	5	7	12	25	5	35	5
Sub-Total for 2							14	15	29	79	5	83	5
Sub-Total for B							15	16	31	83	5	87	5
Sub-Total for II							14	15	29	79	5	83	5
387	07/2022	SNS - Salinas	BE35 - Beech Bonanza 35	I	A	1A	2	3	5	8	4	12	4
388	07/2022	SNS - Salinas	BE36 - Beech Bonanza 36	I	A	1A	1	3	4	4	4	12	4
389	07/2022	SNS - Salinas	BE55 - Beech Baron 55	I	A	1A	1	3	4	6	6	18	6
Sub-Total for A							4	9	13	18	4	42	4
390	07/2022	SNS - Salinas	BE58 - Beech 58	I	B	1A	3	1	4	12	4	4	4
Sub-Total for 1A							7	10	17	30	4	46	4
391	07/2022	SNS - Salinas	BE9L - Beech King Air 90	I	B	0	0	1	1	0	0	6	6
Sub-Total for I							7	11	18	30	4	52	4
392	07/2022	SNS - Salinas	BE9T - Beech F90 King Air	II	B	0	1	1	2	4	4	4	4
Sub-Total for 0							1	2	3	4	4	10	5
Sub-Total for B							4	3	7	16	4	14	4
393	07/2022	SNS - Salinas	C10T - Cessna P210 (Turbo)	No Data	No Data	No Data	1	0	1	4	4	0	0
394	07/2022	SNS - Salinas	C150 - Cessna 150	I	A	0	1	0	1	2	2	0	0
395	07/2022	SNS - Salinas	C172 - Cessna Skyhawk 172/Cutlass	I	A		14	29	43	56	4	116	4
396	07/2022	SNS - Salinas	C182 - Cessna Skylane 182	I	A		1	6	7	4	4	24	4
Sub-Total for							15	35	50	60	4	140	4
Sub-Total for A							16	35	51	62	3	140	4
397	07/2022	SNS - Salinas	C206 - Cessna 206 Stationair	I	B	0	1	2	3	4	4	8	4
Sub-Total for I							17	37	54	66	3	148	4
398	07/2022	SNS - Salinas	C208 - Cessna 208 Caravan	II	B	0	1	1	2	14	14	14	14
Sub-Total for 0							2	3	5	18	9	22	7
Sub-Total for B							2	3	5	18	9	22	7

TFMSC Report (Airport)

From 01/2022 To 01/2023 | Airport=SNS

#	Date	Airport	Aircraft Type	Airplane Design Group	Airplane Approach Category	Taxiway Design Group	Departures	Arrivals	Total Operations	Departure Seats	Average Departure Seats	Arrival Seats	Average Arrival Seats
399	07/2022	SNS - Salinas	C210 - Cessna 210 Centurion	I	A		1	0	1	6	6	0	0
400	07/2022	SNS - Salinas	C25A - Cessna Citation CJ2	I	B	1A	3	5	8	24	8	40	8
Sub-Total for I							4	5	9	30	7	40	8
401	07/2022	SNS - Salinas	C25B - Cessna Citation CJ3	II	B	2	7	7	14	35	5	35	5
402	07/2022	SNS - Salinas	C25C - Cessna Citation CJ4	II	B	1B	11	10	21	66	6	60	6
Sub-Total for II							18	17	35	101	5	95	5
403	07/2022	SNS - Salinas	C25M - Cessna Citation M2	I	B	1A	2	1	3	16	8	8	8
Sub-Total for B							23	23	46	141	6	143	6
404	07/2022	SNS - Salinas	C27J - Alenia C-27J Spartan	No Data	No Data	No Data	2	0	2	30	15	0	0
405	07/2022	SNS - Salinas	C340 - Cessna 340	I	B		1	2	3	6	6	12	6
406	07/2022	SNS - Salinas	C414 - Cessna Chancellor 414	I	B	0	1	1	2	6	6	6	6
407	07/2022	SNS - Salinas	C525 - Cessna CitationJet/CJ1	I	B	1A	6	5	11	30	5	25	5
Sub-Total for I							8	8	16	42	5	43	5
408	07/2022	SNS - Salinas	C550 - Cessna Citation II/Bravo	II	B	0	7	6	13	70	10	60	10
Sub-Total for B							15	14	29	112	7	103	7
409	07/2022	SNS - Salinas	C55B - Cessna Citation Bravo	No Data	No Data	No Data	1	0	1	10	10	0	0
410	07/2022	SNS - Salinas	C560 - Cessna Citation V/Ultra/Encore	II	B	0	1	1	2	8	8	8	8
411	07/2022	SNS - Salinas	C56X - Cessna Excel/XLS	II	B	0	4	4	8	60	15	60	15
Sub-Total for 0							5	5	10	68	13	68	13
412	07/2022	SNS - Salinas	C680 - Cessna Citation Sovereign	II	B	1B	1	1	2	12	12	12	12
413	07/2022	SNS - Salinas	C750 - Cessna Citation X	II	B	0	1	1	2	14	14	14	14
Sub-Total for B							7	7	14	94	13	94	13
Sub-Total for II							7	7	14	94	13	94	13
414	07/2022	SNS - Salinas	CH7B - Bellanca 7GCBC Citabria	I	A	0	1	0	1	4	4	0	0
Sub-Total for 0							2	1	3	18	9	14	14
415	07/2022	SNS - Salinas	CL30 - Bombardier (Canadair) Challenger 300	II	C	1B	0	1	1	0	0	8	8
416	07/2022	SNS - Salinas	CL35 - Bombardier Challenger 300	II	C	1B	1	1	2	8	8	8	8
Sub-Total for 1B							1	2	3	8	8	16	8
Sub-Total for C							1	2	3	8	8	16	8
Sub-Total for II							1	2	3	8	8	16	8
417	07/2022	SNS - Salinas	COL4 - Lancair LC-41 Columbia 400	I	A		0	1	1	0	0	4	4
418	07/2022	SNS - Salinas	DA40 - Diamond Star DA40	I	A		1	11	12	6	6	66	6

TFMSC Report (Airport)

From 01/2022 To 01/2023 | Airport=SNS

#	Date	Airport	Aircraft Type	Airplane Design Group	Airplane Approach Category	Taxiway Design Group	Departures	Arrivals	Total Operations	Departure Seats	Average Departure Seats	Arrival Seats	Average Arrival Seats
Sub-Total for							1	12	13	6	6	70	5
Sub-Total for A							1	12	13	6	6	70	5
Sub-Total for I							1	12	13	6	6	70	5
419	07/2022	SNS - Salinas	E35L - Embraer 135 LR	II	C	2	1	1	2	37	37	37	37
420	07/2022	SNS - Salinas	E550 - Embraer Legacy 500	I	A		1	1	2	12	12	12	12
421	07/2022	SNS - Salinas	E55P - Embraer Phenom 300	II	B	0	5	5	10	40	8	40	8
422	07/2022	SNS - Salinas	E75L - Embraer 175	III	C	3	0	1	1	0	0	86	86
423	07/2022	SNS - Salinas	EA50 - Eclipse 500	I	A	0	2	3	5	12	6	18	6
424	07/2022	SNS - Salinas	EC35 - Eurocopter EC-135	No Data	No Data	No Data	3	3	6	21	7	21	7
425	07/2022	SNS - Salinas	EC45 - Eurocopter EC-145	No Data	No Data	No Data	1	0	1	10	10	0	0
426	07/2022	SNS - Salinas	EPIC - Dynasty	No Data	No Data	No Data	1	1	2	6	6	6	6
Sub-Total for null							5	4	9	37	7	27	6
Sub-Total for null							5	4	9	37	7	27	6
Sub-Total for null							5	4	9	37	7	27	6
427	07/2022	SNS - Salinas	F2TH - Dassault Falcon 2000	II	B	1B	1	1	2	12	12	12	12
428	07/2022	SNS - Salinas	F900 - Dassault Falcon 900	II	B	1B	1	1	2	15	15	15	15
429	07/2022	SNS - Salinas	FA50 - Dassault Falcon/Mystère 50	II	B	1B	1	1	2	12	12	12	12
Sub-Total for 1B							3	3	6	39	13	39	13
Sub-Total for B							3	3	6	39	13	39	13
Sub-Total for II							3	3	6	39	13	39	13
430	07/2022	SNS - Salinas	G550 - Gulfstream G550	No Data	No Data	No Data	0	1	1	0	0	6	6
431	07/2022	SNS - Salinas	GA5C - G-7 Gulfstream G500	No Data	No Data	No Data	2	2	4	38	19	38	19
Sub-Total for null							2	3	5	38	19	44	14
Sub-Total for null							2	3	5	38	19	44	14
Sub-Total for null							2	3	5	38	19	44	14
432	07/2022	SNS - Salinas	GLF3 - Gulfstream III/G300	II	C	2	0	1	1	0	0	15	15
433	07/2022	SNS - Salinas	GLF4 - Gulfstream IV/G400	II	D	2	1	1	2	14	14	14	14
Sub-Total for 2							1	2	3	14	14	29	14
Sub-Total for II							1	2	3	14	14	29	14
434	07/2022	SNS - Salinas	H25B - BAe HS 125/700-800/Hawker 800	I	C	0	1	1	2	12	12	12	12
435	07/2022	SNS - Salinas	H60 - Sikorsky SH-60 Seahawk	No Data	No Data	No Data	0	1	1	0	0	4	4
436	07/2022	SNS - Salinas	HA4T - Hawker 4000	II	B	0	1	1	2	8	8	8	8

TFMSC Report (Airport)

From 01/2022 To 01/2023 | Airport=SNS

#	Date	Airport	Aircraft Type	Airplane Design Group	Airplane Approach Category	Taxiway Design Group	Departures	Arrivals	Total Operations	Departure Seats	Average Departure Seats	Arrival Seats	Average Arrival Seats
437	07/2022	SNS - Salinas	LJ31 - Bombardier Learjet 31/A/B	I	C	0	1	0	1	8	8	0	0
Sub-Total for 0							2	1	3	16	8	8	8
438	07/2022	SNS - Salinas	LJ35 - Bombardier Learjet 35/36	I	D		1	1	2	0	0	0	0
439	07/2022	SNS - Salinas	LJ45 - Bombardier Learjet 45	I	C	0	1	2	3	10	10	20	10
Sub-Total for I							3	3	6	18	6	20	6
440	07/2022	SNS - Salinas	LJ75 - Learjet 75	II	C	0	1	1	2	8	8	8	8
Sub-Total for 0							2	3	5	18	9	28	9
Sub-Total for C							2	3	5	18	9	28	9
441	07/2022	SNS - Salinas	M20P - Mooney M-20C Ranger	I	A		3	1	4	12	4	4	4
442	07/2022	SNS - Salinas	MV22 - Boeing 901 Osprey	No Data	No Data	No Data	0	1	1	0	0	24	24
443	07/2022	SNS - Salinas	P180 - Piaggio P-180 Avanti	I	B	0	1	1	2	9	9	9	9
444	07/2022	SNS - Salinas	P28A - Piper Cherokee	I	A		2	8	10	8	4	32	4
445	07/2022	SNS - Salinas	P28B - Piper Turbo Dakota	I	A	0	0	1	1	0	0	4	4
446	07/2022	SNS - Salinas	P28R - Cherokee Arrow/Turbo	I	A		2	1	3	8	4	4	4
447	07/2022	SNS - Salinas	PA32 - Piper Cherokee Six	I	A	0	2	2	4	12	6	12	6
448	07/2022	SNS - Salinas	PA46 - Piper Malibu	I	A	0	1	1	2	6	6	6	6
Sub-Total for A							7	13	20	34	4	58	4
449	07/2022	SNS - Salinas	PAY1 - Piper Cheyenne 1	I	B	0	0	1	1	0	0	4	4
Sub-Total for I							8	15	23	43	5	71	4
450	07/2022	SNS - Salinas	PC12 - Pilatus PC-12	II	A	0	12	11	23	108	9	99	9
Sub-Total for 0							15	15	30	126	8	121	8
451	07/2022	SNS - Salinas	S22T - Cirrus SR-22 Turbo	I	A		2	5	7	8	4	20	4
Sub-Total for A							14	16	30	116	8	119	7
452	07/2022	SNS - Salinas	SF50 - Cirrus Vision SF50	No Data	No Data	No Data	3	3	6	21	7	21	7
453	07/2022	SNS - Salinas	SR20 - Cirrus SR-20	I	A		0	2	2	0	0	8	4
454	07/2022	SNS - Salinas	SR22 - Cirrus SR 22	I	A		3	10	13	12	4	40	4
455	07/2022	SNS - Salinas	T210 - Cessna T210M	I	A		0	2	2	0	0	4	2
Sub-Total for							3	14	17	12	4	52	3
456	07/2022	SNS - Salinas	TBM7 - Socata TBM-7	I	A	0	1	3	4	4	4	12	4
457	07/2022	SNS - Salinas	TBM8 - Socata TBM-850	I	A	0	0	1	1	0	0	7	7
Sub-Total for 0							1	4	5	4	4	19	4
458	07/2022	SNS - Salinas	TBM9 - Socata TBM	I	A		1	1	2	7	7	7	7

TFMSC Report (Airport)

From 01/2022 To 01/2023 | Airport=SNS

#	Date	Airport	Aircraft Type	Airplane Design Group	Airplane Approach Category	Taxiway Design Group	Departures	Arrivals	Total Operations	Departure Seats	Average Departure Seats	Arrival Seats	Average Arrival Seats
Sub-Total for A							5	19	24	23	4	78	4
459	07/2022	SNS - Salinas	V22 - Bell V-22 Osprey	I			5	6	11	120	24	144	24
Sub-Total for							6	7	13	127	21	151	21
Sub-Total for I							10	25	35	143	14	222	8
Sub-Total for 07/2022							160	216	376	1,222	7	1,576	7
460	08/2022	SNS - Salinas	-1 - unknown	No Data	No Data	No Data	3	3	6	0	0	0	0
461	08/2022	SNS - Salinas	ASTR - IAI Astra 1125	II	C	1B	3	3	6	18	6	18	6
462	08/2022	SNS - Salinas	B350 - Beech Super King Air 350	II	B	2	3	5	8	18	6	30	6
463	08/2022	SNS - Salinas	BE20 - Beech 200 Super King	II	B	2	4	5	9	20	5	25	5
Sub-Total for 2							7	10	17	38	5	55	5
Sub-Total for B							7	10	17	38	5	55	5
Sub-Total for II							10	13	23	56	5	73	5
464	08/2022	SNS - Salinas	BE33 - Beech Bonanza 33	I	A	1A	0	1	1	0	0	5	5
465	08/2022	SNS - Salinas	BE35 - Beech Bonanza 35	I	A	1A	6	6	12	24	4	24	4
466	08/2022	SNS - Salinas	BE36 - Beech Bonanza 36	I	A	1A	1	2	3	4	4	8	4
Sub-Total for 1A							7	9	16	28	4	37	4
Sub-Total for A							7	9	16	28	4	37	4
467	08/2022	SNS - Salinas	BE40 - Raytheon/Beech Beechjet 400/T-1	I	B	0	0	1	1	0	0	5	5
468	08/2022	SNS - Salinas	BE55 - Beech Baron 55	I	A	1A	0	1	1	0	0	6	6
469	08/2022	SNS - Salinas	BE9L - Beech King Air 90	I	B	0	2	3	5	12	6	18	6
Sub-Total for I							9	14	23	40	4	66	4
470	08/2022	SNS - Salinas	BT36 - Beechcraft Bonanza	No Data	No Data	No Data	1	1	2	5	5	5	5
471	08/2022	SNS - Salinas	C150 - Cessna 150	I	A	0	1	0	1	2	2	0	0
472	08/2022	SNS - Salinas	C172 - Cessna Skyhawk 172/Cutlass	I	A		13	27	40	52	4	108	4
473	08/2022	SNS - Salinas	C182 - Cessna Skylane 182	I	A		3	4	7	12	4	16	4
Sub-Total for							16	31	47	64	4	124	4
Sub-Total for A							17	31	48	66	3	124	4
474	08/2022	SNS - Salinas	C206 - Cessna 206 Stationair	I	B	0	0	4	4	0	0	16	4
475	08/2022	SNS - Salinas	C210 - Cessna 210 Centurion	I	A		1	1	2	6	6	6	6
476	08/2022	SNS - Salinas	C25A - Cessna Citation CJ2	I	B	1A	3	4	7	24	8	32	8
Sub-Total for I							21	40	61	96	4	178	4
477	08/2022	SNS - Salinas	C25B - Cessna Citation CJ3	II	B	2	5	5	10	25	5	25	5

TFMSC Report (Airport)

From 01/2022 To 01/2023 | Airport=SNS

#	Date	Airport	Aircraft Type	Airplane Design Group	Airplane Approach Category	Taxiway Design Group	Departures	Arrivals	Total Operations	Departure Seats	Average Departure Seats	Arrival Seats	Average Arrival Seats
478	08/2022	SNS - Salinas	C25C - Cessna Citation CJ4	II	B	1B	8	8	16	48	6	48	6
Sub-Total for II							13	13	26	73	5	73	5
479	08/2022	SNS - Salinas	C25M - Cessna Citation M2	I	B	1A	4	4	8	32	8	32	8
Sub-Total for B							20	21	41	129	6	137	6
480	08/2022	SNS - Salinas	C30J - C-130J Hercules ; Lockheed	IV	C		1	1	2	0	0	0	0
481	08/2022	SNS - Salinas	C310 - Cessna 310	I	A		0	1	1	0	0	6	6
482	08/2022	SNS - Salinas	C340 - Cessna 340	I	B		3	3	6	18	6	18	6
Sub-Total for							4	5	9	18	4	24	4
483	08/2022	SNS - Salinas	C414 - Cessna Chancellor 414	I	B	0	1	1	2	6	6	6	6
484	08/2022	SNS - Salinas	C421 - Cessna Golden Eagle 421	I	B	0	1	2	3	8	8	16	8
485	08/2022	SNS - Salinas	C500 - Cessna 500/Citation I	I	B	0	1	2	3	6	6	12	6
486	08/2022	SNS - Salinas	C501 - Cessna I/SP	I	B	0	1	1	2	6	6	6	6
Sub-Total for 0							4	6	10	26	6	40	6
487	08/2022	SNS - Salinas	C510 - Cessna Citation Mustang	I	B	1A	1	0	1	6	6	0	0
488	08/2022	SNS - Salinas	C525 - Cessna CitationJet/CJ1	I	B	1A	5	4	9	25	5	20	5
Sub-Total for 1A							6	4	10	31	5	20	5
Sub-Total for I							13	14	27	75	5	84	6
489	08/2022	SNS - Salinas	C550 - Cessna Citation II/Bravo	II	B	0	14	14	28	140	10	140	10
490	08/2022	SNS - Salinas	C551 - Cessna Citation II/SP	II	B	0	1	0	1	6	6	0	0
Sub-Total for 0							15	14	29	146	9	140	10
Sub-Total for B							28	27	55	221	7	218	8
Sub-Total for II							15	14	29	146	9	140	10
491	08/2022	SNS - Salinas	C55B - Cessna Citation Bravo	No Data	No Data	No Data	0	1	1	0	0	10	10
492	08/2022	SNS - Salinas	C560 - Cessna Citation V/Ultra/Encore	II	B	0	9	8	17	72	8	64	8
493	08/2022	SNS - Salinas	C56X - Cessna Excel/XLS	II	B	0	2	2	4	15	7	15	7
494	08/2022	SNS - Salinas	C650 - Cessna III/VI/VII	II	B	0	1	1	2	6	6	6	6
Sub-Total for 0							12	11	23	93	7	85	7
495	08/2022	SNS - Salinas	C680 - Cessna Citation Sovereign	II	B	1B	3	3	6	36	12	36	12
496	08/2022	SNS - Salinas	C68A - Cessna Citation Latitude	II	B	1B	1	1	2	9	9	9	9
Sub-Total for 1B							4	4	8	45	11	45	11
497	08/2022	SNS - Salinas	C750 - Cessna Citation X	II	B	0	8	7	15	112	14	98	14
Sub-Total for B							24	22	46	250	10	228	10

TFMSC Report (Airport)

From 01/2022 To 01/2023 | Airport=SNS

#	Date	Airport	Aircraft Type	Airplane Design Group	Airplane Approach Category	Taxiway Design Group	Departures	Arrivals	Total Operations	Departure Seats	Average Departure Seats	Arrival Seats	Average Arrival Seats
Sub-Total for II							24	22	46	250	10	228	10
498	08/2022	SNS - Salinas	C77R - Cessna Cardinal RG	No Data	No Data	No Data	0	1	1	0	0	4	4
499	08/2022	SNS - Salinas	CL30 - Bombardier (Canadair) Challenger 300	II	C	1B	1	1	2	8	8	8	8
500	08/2022	SNS - Salinas	CL35 - Bombardier Challenger 300	II	C	1B	1	1	2	8	8	8	8
Sub-Total for 1B							2	2	4	16	8	16	8
501	08/2022	SNS - Salinas	CL60 - Bombardier Challenger 600/601/604	II	C	0	1	1	2	15	15	15	15
Sub-Total for C							3	3	6	31	10	31	10
Sub-Total for II							3	3	6	31	10	31	10
502	08/2022	SNS - Salinas	DA40 - Diamond Star DA40	I	A		0	5	5	0	0	30	6
503	08/2022	SNS - Salinas	E145 - Embraer ERJ-145	II	C	2	1	1	2	50	50	50	50
504	08/2022	SNS - Salinas	E545 - Embraer EMB-545 Legacy 450	II	B		1	1	2	8	8	8	8
505	08/2022	SNS - Salinas	E55P - Embraer Phenom 300	II	B	0	8	7	15	64	8	56	8
Sub-Total for B							9	8	17	72	8	64	8
Sub-Total for II							10	9	19	122	12	114	12
506	08/2022	SNS - Salinas	EA50 - Eclipse 500	I	A	0	1	1	2	6	6	6	6
Sub-Total for 0							9	8	17	70	7	62	7
507	08/2022	SNS - Salinas	EC35 - Eurocopter EC-135	No Data	No Data	No Data	5	4	9	35	7	28	7
508	08/2022	SNS - Salinas	EC45 - Eurocopter EC-145	No Data	No Data	No Data	1	1	2	10	10	10	10
509	08/2022	SNS - Salinas	F260 - Aermacchi T-260	No Data	No Data	No Data	0	1	1	0	0	4	4
Sub-Total for null							6	6	12	45	7	42	7
Sub-Total for null							6	6	12	45	7	42	7
Sub-Total for null							6	6	12	45	7	42	7
510	08/2022	SNS - Salinas	GLF3 - Gulfstream III/G300	II	C	2	1	0	1	15	15	0	0
511	08/2022	SNS - Salinas	GLF5 - Gulfstream V/G500	III	D	2	2	2	4	30	15	30	15
Sub-Total for 2							3	2	5	45	15	30	15
512	08/2022	SNS - Salinas	H25B - BAe HS 125/700-800/Hawker 800	I	C	0	2	2	4	24	12	24	12
513	08/2022	SNS - Salinas	HA4T - Hawker 4000	II	B	0	1	1	2	8	8	8	8
514	08/2022	SNS - Salinas	LJ40 - Learjet 40; Gates Learjet	I	C	0	3	3	6	30	10	30	10
515	08/2022	SNS - Salinas	LJ45 - Bombardier Learjet 45	I	C	0	2	2	4	20	10	20	10
516	08/2022	SNS - Salinas	LJ60 - Bombardier Learjet 60	I	C	0	1	1	2	8	8	8	8
Sub-Total for I							6	6	12	58	9	58	9
517	08/2022	SNS - Salinas	LJ75 - Learjet 75	II	C	0	3	3	6	24	8	24	8

TFMSC Report (Airport)

From 01/2022 To 01/2023 | Airport=SNS

#	Date	Airport	Aircraft Type	Airplane Design Group	Airplane Approach Category	Taxiway Design Group	Departures	Arrivals	Total Operations	Departure Seats	Average Departure Seats	Arrival Seats	Average Arrival Seats
Sub-Total for 0							12	12	24	114	9	114	9
Sub-Total for C							9	9	18	82	9	82	9
518	08/2022	SNS - Salinas	M20P - Mooney M-20C Ranger	I	A		2	4	6	8	4	16	4
519	08/2022	SNS - Salinas	M20T - Turbo Mooney M20K	I	A		2	1	3	8	4	4	4
Sub-Total for							4	5	9	16	4	20	4
Sub-Total for A							4	5	9	16	4	20	4
Sub-Total for I							4	5	9	16	4	20	4
520	08/2022	SNS - Salinas	P06T - Tecnam P2006T	No Data	No Data	No Data	0	1	1	0	0	3	3
521	08/2022	SNS - Salinas	P28A - Piper Cherokee	I	A		3	1	4	12	4	4	4
522	08/2022	SNS - Salinas	P28R - Cherokee Arrow/Turbo	I	A		1	1	2	4	4	4	4
523	08/2022	SNS - Salinas	P32R - Piper 32	I	A		0	1	1	0	0	4	4
Sub-Total for							4	3	7	16	4	12	4
524	08/2022	SNS - Salinas	P46T - Piper Malibu Meridian	I	A	0	2	2	4	12	6	12	6
525	08/2022	SNS - Salinas	PA30 - Piper PA-30	I	A	0	1	1	2	6	6	6	6
Sub-Total for I							7	6	13	34	4	30	5
526	08/2022	SNS - Salinas	PC12 - Pilatus PC-12	II	A	0	4	5	9	36	9	45	9
Sub-Total for 0							7	8	15	54	7	63	7
527	08/2022	SNS - Salinas	S22T - Cirrus SR-22 Turbo	I	A		4	5	9	16	4	20	4
Sub-Total for A							15	16	31	86	5	95	5
528	08/2022	SNS - Salinas	S76 - Sikorsky S-76	No Data	No Data	No Data	1	0	1	12	12	0	0
529	08/2022	SNS - Salinas	SF50 - Cirrus Vision SF50	No Data	No Data	No Data	1	1	2	7	7	7	7
Sub-Total for null							2	1	3	19	9	7	7
Sub-Total for null							2	1	3	19	9	7	7
Sub-Total for null							2	1	3	19	9	7	7
530	08/2022	SNS - Salinas	SR20 - Cirrus SR-20	I	A		1	1	2	4	4	4	4
531	08/2022	SNS - Salinas	SR22 - Cirrus SR 22	I	A		5	2	7	20	4	8	4
532	08/2022	SNS - Salinas	T210 - Cessna T210M	I	A		3	3	6	6	2	6	2
Sub-Total for							9	6	15	30	3	18	3
533	08/2022	SNS - Salinas	TBM7 - Socata TBM-7	I	A	0	3	3	6	12	4	12	4
534	08/2022	SNS - Salinas	TBM9 - Socata TBM	I	A		1	1	2	7	7	7	7
Sub-Total for A							13	10	23	49	3	37	3
535	08/2022	SNS - Salinas	V22 - Bell V-22 Osprey	I			6	7	13	144	24	168	24

TFMSC Report (Airport)

From 01/2022 To 01/2023 | Airport=SNS

#	Date	Airport	Aircraft Type	Airplane Design Group	Airplane Approach Category	Taxiway Design Group	Departures	Arrivals	Total Operations	Departure Seats	Average Departure Seats	Arrival Seats	Average Arrival Seats
Sub-Total for							7	8	15	151	21	175	21
536	08/2022	SNS - Salinas	WW24 - IAI 1124 Westwind	I	C	1B	1	2	3	10	10	20	10
Sub-Total for I							20	19	39	203	10	225	11
Sub-Total for 08/2022							190	221	411	1,460	7	1,610	7
537	09/2022	SNS - Salinas	-1 - unknown	No Data	No Data	No Data	2	1	3	0	0	0	0
538	09/2022	SNS - Salinas	ASTR - IAI Astra 1125	II	C	1B	1	1	2	6	6	6	6
539	09/2022	SNS - Salinas	B350 - Beech Super King Air 350	II	B	2	4	4	8	24	6	24	6
Sub-Total for II							5	5	10	30	6	30	6
540	09/2022	SNS - Salinas	B429 - Bell 429	No Data	No Data	No Data	2	2	4	0	0	0	0
541	09/2022	SNS - Salinas	BE20 - Beech 200 Super King	II	B	2	3	4	7	15	5	20	5
542	09/2022	SNS - Salinas	BE30 - Raytheon 300 Super King Air	II	B	2	0	1	1	0	0	8	8
Sub-Total for 2							3	5	8	15	5	28	5
Sub-Total for B							3	5	8	15	5	28	5
Sub-Total for II							3	5	8	15	5	28	5
543	09/2022	SNS - Salinas	BE35 - Beech Bonanza 35	I	A	1A	1	2	3	4	4	8	4
544	09/2022	SNS - Salinas	BE36 - Beech Bonanza 36	I	A	1A	1	7	8	4	4	28	4
Sub-Total for 1A							2	9	11	8	4	36	4
Sub-Total for A							2	9	11	8	4	36	4
545	09/2022	SNS - Salinas	BE40 - Raytheon/Beech Beechjet 400/T-1	I	B	0	1	0	1	5	5	0	0
546	09/2022	SNS - Salinas	BE55 - Beech Baron 55	I	A	1A	1	0	1	6	6	0	0
547	09/2022	SNS - Salinas	BE58 - Beech 58	I	B	1A	1	2	3	4	4	8	4
Sub-Total for 1A							2	2	4	10	5	8	4
548	09/2022	SNS - Salinas	BE9L - Beech King Air 90	I	B	0	0	1	1	0	0	6	6
Sub-Total for B							1	3	4	4	4	14	4
Sub-Total for I							5	12	17	23	4	50	4
549	09/2022	SNS - Salinas	BT36 - Beechcraft Bonanza	No Data	No Data	No Data	0	2	2	0	0	10	5
550	09/2022	SNS - Salinas	C172 - Cessna Skyhawk 172/Cutlass	I	A		10	17	27	40	4	68	4
551	09/2022	SNS - Salinas	C182 - Cessna Skylane 182	I	A		4	6	10	16	4	24	4
Sub-Total for							14	23	37	56	4	92	4
Sub-Total for A							14	23	37	56	4	92	4
552	09/2022	SNS - Salinas	C206 - Cessna 206 Stationair	I	B	0	0	1	1	0	0	4	4
Sub-Total for I							14	24	38	56	4	96	4

TFMSC Report (Airport)

From 01/2022 To 01/2023 | Airport=SNS

#	Date	Airport	Aircraft Type	Airplane Design Group	Airplane Approach Category	Taxiway Design Group	Departures	Arrivals	Total Operations	Departure Seats	Average Departure Seats	Arrival Seats	Average Arrival Seats
553	09/2022	SNS - Salinas	C208 - Cessna 208 Caravan	II	B	0	0	1	1	0	0	14	14
Sub-Total for 0							0	2	2	0	0	18	9
Sub-Total for B							0	2	2	0	0	18	9
554	09/2022	SNS - Salinas	C210 - Cessna 210 Centurion	I	A		1	1	2	6	6	6	6
555	09/2022	SNS - Salinas	C25A - Cessna Citation CJ2	I	B	1A	4	6	10	32	8	48	8
Sub-Total for I							5	7	12	38	7	54	7
556	09/2022	SNS - Salinas	C25B - Cessna Citation CJ3	II	B	2	8	8	16	40	5	40	5
557	09/2022	SNS - Salinas	C25C - Cessna Citation CJ4	II	B	1B	19	18	37	114	6	108	6
Sub-Total for II							27	26	53	154	5	148	5
558	09/2022	SNS - Salinas	C25M - Cessna Citation M2	I	B	1A	1	1	2	8	8	8	8
Sub-Total for B							32	33	65	194	6	204	6
559	09/2022	SNS - Salinas	C27J - Alenia C-27J Spartan	No Data	No Data	No Data	2	0	2	30	15	0	0
560	09/2022	SNS - Salinas	C414 - Cessna Chancellor 414	I	B	0	2	2	4	12	6	12	6
561	09/2022	SNS - Salinas	C421 - Cessna Golden Eagle 421	I	B	0	1	1	2	8	8	8	8
Sub-Total for 0							3	3	6	20	6	20	6
562	09/2022	SNS - Salinas	C510 - Cessna Citation Mustang	I	B	1A	2	2	4	12	6	12	6
563	09/2022	SNS - Salinas	C525 - Cessna CitationJet/CJ1	I	B	1A	5	5	10	25	5	25	5
Sub-Total for 1A							7	7	14	37	5	37	5
Sub-Total for I							10	10	20	57	5	57	5
564	09/2022	SNS - Salinas	C550 - Cessna Citation II/Bravo	II	B	0	7	7	14	70	10	70	10
565	09/2022	SNS - Salinas	C560 - Cessna Citation V/Ultra/Encore	II	B	0	5	7	12	40	8	56	8
566	09/2022	SNS - Salinas	C56X - Cessna Excel/XLS	II	B	0	1	1	2	15	15	15	15
567	09/2022	SNS - Salinas	C650 - Cessna III/VI/VII	II	B	0	1	1	2	6	6	6	6
568	09/2022	SNS - Salinas	C750 - Cessna Citation X	II	B	0	2	2	4	28	14	28	14
Sub-Total for 0							16	18	34	159	9	175	9
Sub-Total for B							26	28	54	216	8	232	8
Sub-Total for II							16	18	34	159	9	175	9
569	09/2022	SNS - Salinas	C82T - Skyland RG,Turbo	No Data	No Data	No Data	0	1	1	0	0	4	4
570	09/2022	SNS - Salinas	CH7B - Bellanca 7GCBC Citabria	I	A	0	1	0	1	4	4	0	0
571	09/2022	SNS - Salinas	CL30 - Bombardier (Canadair) Challenger 300	II	C	1B	1	1	2	8	8	8	8
572	09/2022	SNS - Salinas	CL60 - Bombardier Challenger 600/601/604	II	C	0	1	1	2	15	15	15	15
Sub-Total for C							2	2	4	23	11	23	11

TFMSC Report (Airport)

From 01/2022 To 01/2023 | Airport=SNS

#	Date	Airport	Aircraft Type	Airplane Design Group	Airplane Approach Category	Taxiway Design Group	Departures	Arrivals	Total Operations	Departure Seats	Average Departure Seats	Arrival Seats	Average Arrival Seats
Sub-Total for II							2	2	4	23	11	23	11
573	09/2022	SNS - Salinas	DA40 - Diamond Star DA40	I	A		0	5	5	0	0	30	6
574	09/2022	SNS - Salinas	E145 - Embraer ERJ-145	II	C	2	1	1	2	50	50	50	50
575	09/2022	SNS - Salinas	E545 - Embraer EMB-545 Legacy 450	II	B		1	1	2	8	8	8	8
Sub-Total for II							2	2	4	58	29	58	29
576	09/2022	SNS - Salinas	EA50 - Eclipse 500	I	A	0	1	2	3	6	6	12	6
577	09/2022	SNS - Salinas	EC35 - Eurocopter EC-135	No Data	No Data	No Data	4	0	4	28	7	0	0
578	09/2022	SNS - Salinas	EC45 - Eurocopter EC-145	No Data	No Data	No Data	0	1	1	0	0	10	10
579	09/2022	SNS - Salinas	EPIC - Dynasty	No Data	No Data	No Data	1	1	2	6	6	6	6
Sub-Total for null							5	2	7	34	6	16	8
Sub-Total for null							5	2	7	34	6	16	8
Sub-Total for null							5	2	7	34	6	16	8
580	09/2022	SNS - Salinas	F2TH - Dassault Falcon 2000	II	B	1B	1	1	2	12	12	12	12
581	09/2022	SNS - Salinas	F900 - Dassault Falcon 900	II	B	1B	2	2	4	30	15	30	15
Sub-Total for B							3	3	6	42	14	42	14
582	09/2022	SNS - Salinas	G280 - Gulfstream G280	II	C	1B	0	1	1	0	0	4	4
Sub-Total for 1B							3	4	7	42	14	46	11
Sub-Total for II							3	4	7	42	14	46	11
583	09/2022	SNS - Salinas	LJ45 - Bombardier Learjet 45	I	C	0	2	2	4	20	10	20	10
584	09/2022	SNS - Salinas	LJ60 - Bombardier Learjet 60	I	C	0	1	1	2	8	8	8	8
Sub-Total for 0							3	3	6	28	9	28	9
Sub-Total for C							3	4	7	28	9	32	8
585	09/2022	SNS - Salinas	M20P - Mooney M-20C Ranger	I	A		0	2	2	0	0	8	4
Sub-Total for I							3	5	8	28	9	36	7
586	09/2022	SNS - Salinas	M500 - unknown	No Data	No Data	No Data	0	1	1	0	0	0	0
587	09/2022	SNS - Salinas	P28A - Piper Cherokee	I	A		0	1	1	0	0	4	4
588	09/2022	SNS - Salinas	P32R - Piper 32	I	A		0	1	1	0	0	4	4
Sub-Total for							0	2	2	0	0	8	4
589	09/2022	SNS - Salinas	P46T - Piper Malibu Meridian	I	A	0	3	2	5	18	6	12	6
Sub-Total for A							3	4	7	18	6	20	5
Sub-Total for I							3	4	7	18	6	20	5
590	09/2022	SNS - Salinas	P68 - Partenavia P68 Victor	No Data	No Data	No Data	0	1	1	0	0	6	6

TFMSC Report (Airport)

From 01/2022 To 01/2023 | Airport=SNS

#	Date	Airport	Aircraft Type	Airplane Design Group	Airplane Approach Category	Taxiway Design Group	Departures	Arrivals	Total Operations	Departure Seats	Average Departure Seats	Arrival Seats	Average Arrival Seats
591	09/2022	SNS - Salinas	PA32 - Piper Cherokee Six	I	A	0	0	2	2	0	0	12	6
592	09/2022	SNS - Salinas	PA46 - Piper Malibu	I	A	0	0	2	2	0	0	12	6
Sub-Total for I							0	4	4	0	0	24	6
593	09/2022	SNS - Salinas	PC12 - Pilatus PC-12	II	A	0	4	7	11	36	9	63	9
Sub-Total for 0							4	11	15	36	9	87	7
594	09/2022	SNS - Salinas	S22T - Cirrus SR-22 Turbo	I	A		1	3	4	4	4	12	4
Sub-Total for A							5	14	19	40	8	99	7
595	09/2022	SNS - Salinas	SF50 - Cirrus Vision SF50	No Data	No Data	No Data	1	1	2	7	7	7	7
596	09/2022	SNS - Salinas	SR20 - Cirrus SR-20	I	A		4	2	6	16	4	8	4
597	09/2022	SNS - Salinas	SR22 - Cirrus SR 22	I	A		0	1	1	0	0	4	4
Sub-Total for							4	3	7	16	4	12	4
Sub-Total for A							4	3	7	16	4	12	4
Sub-Total for I							4	3	7	16	4	12	4
598	09/2022	SNS - Salinas	SW3 - Fairchild Swearingen SA-226T/TB Merlin 3	II	B	0	0	1	1	0	0	20	20
599	09/2022	SNS - Salinas	TBM8 - Socata TBM-850	I	A	0	0	1	1	0	0	7	7
Sub-Total for 0							0	2	2	0	0	27	13
600	09/2022	SNS - Salinas	TBM9 - Socata TBM	I	A		0	1	1	0	0	7	7
Sub-Total for A							0	2	2	0	0	14	7
Sub-Total for I							0	2	2	0	0	14	7
601	09/2022	SNS - Salinas	TOBA - Socata Tobago	No Data	No Data	No Data	1	0	1	4	4	0	0
602	09/2022	SNS - Salinas	V22 - Bell V-22 Osprey	I			3	8	11	72	24	192	24
Sub-Total for 09/2022							126	172	298	922	7	1,265	7
603	10/2022	SNS - Salinas	-1 - unknown	No Data	No Data	No Data	1	6	7	0	0	0	0
604	10/2022	SNS - Salinas	A10 - Fairchild A10	I			1	1	2	0	0	0	0
605	10/2022	SNS - Salinas	AC50 - Aero Commander 500	II	B		0	1	1	0	0	4	4
Sub-Total for							1	2	3	0	0	4	2
606	10/2022	SNS - Salinas	ASTR - IAI Astra 1125	II	C	1B	2	2	4	12	6	12	6
607	10/2022	SNS - Salinas	B350 - Beech Super King Air 350	II	B	2	4	5	9	24	6	30	6
608	10/2022	SNS - Salinas	BE20 - Beech 200 Super King	II	B	2	7	11	18	35	5	55	5
Sub-Total for 2							11	16	27	59	5	85	5
Sub-Total for B							11	16	27	59	5	85	5
Sub-Total for II							13	19	32	71	5	101	5

TFMSC Report (Airport)

From 01/2022 To 01/2023 | Airport=SNS

#	Date	Airport	Aircraft Type	Airplane Design Group	Airplane Approach Category	Taxiway Design Group	Departures	Arrivals	Total Operations	Departure Seats	Average Departure Seats	Arrival Seats	Average Arrival Seats
609	10/2022	SNS - Salinas	BE33 - Beech Bonanza 33	I	A	1A	2	1	3	10	5	5	5
610	10/2022	SNS - Salinas	BE35 - Beech Bonanza 35	I	A	1A	1	0	1	4	4	0	0
611	10/2022	SNS - Salinas	BE36 - Beech Bonanza 36	I	A	1A	1	2	3	4	4	8	4
612	10/2022	SNS - Salinas	BE55 - Beech Baron 55	I	A	1A	0	1	1	0	0	6	6
Sub-Total for A							4	4	8	18	4	19	4
613	10/2022	SNS - Salinas	BE58 - Beech 58	I	B	1A	1	2	3	4	4	8	4
Sub-Total for 1A							5	6	11	22	4	27	4
614	10/2022	SNS - Salinas	BE9L - Beech King Air 90	I	B	0	2	2	4	12	6	12	6
Sub-Total for B							3	4	7	16	5	20	5
615	10/2022	SNS - Salinas	C172 - Cessna Skyhawk 172/Cutlass	I	A		12	29	41	48	4	116	4
616	10/2022	SNS - Salinas	C177 - Cessna 177 Cardinal	I	A		0	1	1	0	0	4	4
617	10/2022	SNS - Salinas	C182 - Cessna Skylane 182	I	A		6	11	17	24	4	44	4
Sub-Total for							18	41	59	72	4	164	4
Sub-Total for A							18	41	59	72	4	164	4
618	10/2022	SNS - Salinas	C206 - Cessna 206 Stationair	I	B	0	0	1	1	0	0	4	4
Sub-Total for I							25	50	75	106	4	207	4
619	10/2022	SNS - Salinas	C208 - Cessna 208 Caravan	II	B	0	1	1	2	14	14	14	14
Sub-Total for 0							1	2	3	14	14	18	9
Sub-Total for B							1	2	3	14	14	18	9
620	10/2022	SNS - Salinas	C210 - Cessna 210 Centurion	I	A		0	1	1	0	0	6	6
621	10/2022	SNS - Salinas	C25A - Cessna Citation CJ2	I	B	1A	2	2	4	16	8	16	8
Sub-Total for I							2	3	5	16	8	22	7
622	10/2022	SNS - Salinas	C25B - Cessna Citation CJ3	II	B	2	4	5	9	20	5	25	5
623	10/2022	SNS - Salinas	C25C - Cessna Citation CJ4	II	B	1B	19	18	37	114	6	108	6
Sub-Total for B							25	25	50	150	6	149	5
Sub-Total for II							23	23	46	134	5	133	5
624	10/2022	SNS - Salinas	C27J - Alenia C-27J Spartan	No Data	No Data	No Data	2	2	4	30	15	30	15
625	10/2022	SNS - Salinas	C30J - C-130J Hercules ; Lockheed	IV	C		1	2	3	0	0	0	0
626	10/2022	SNS - Salinas	C340 - Cessna 340	I	B		0	2	2	0	0	12	6
Sub-Total for							1	4	5	0	0	12	3
627	10/2022	SNS - Salinas	C414 - Cessna Chancellor 414	I	B	0	1	0	1	6	6	0	0
628	10/2022	SNS - Salinas	C525 - Cessna CitationJet/CJ1	I	B	1A	13	12	25	65	5	60	5

TFMSC Report (Airport)

From 01/2022 To 01/2023 | Airport=SNS

#	Date	Airport	Aircraft Type	Airplane Design Group	Airplane Approach Category	Taxiway Design Group	Departures	Arrivals	Total Operations	Departure Seats	Average Departure Seats	Arrival Seats	Average Arrival Seats
Sub-Total for I							14	14	28	71	5	72	5
629	10/2022	SNS - Salinas	C550 - Cessna Citation II/Bravo	II	B	0	9	8	17	90	10	80	10
Sub-Total for B							23	22	45	161	7	152	6
630	10/2022	SNS - Salinas	C55B - Cessna Citation Bravo	No Data	No Data	No Data	1	0	1	10	10	0	0
631	10/2022	SNS - Salinas	C560 - Cessna Citation V/Ultra/Encore	II	B	0	8	9	17	64	8	72	8
632	10/2022	SNS - Salinas	C56X - Cessna Excel/XLS	II	B	0	2	1	3	30	15	15	15
Sub-Total for 0							10	10	20	94	9	87	8
633	10/2022	SNS - Salinas	C68A - Cessna Citation Latitude	II	B	1B	2	1	3	18	9	9	9
634	10/2022	SNS - Salinas	C750 - Cessna Citation X	II	B	0	1	1	2	14	14	14	14
Sub-Total for B							13	12	25	126	9	110	9
Sub-Total for II							13	12	25	126	9	110	9
635	10/2022	SNS - Salinas	C77R - Cessna Cardinal RG	No Data	No Data	No Data	0	1	1	0	0	4	4
636	10/2022	SNS - Salinas	C82R - Cessna Skylane RG	I	A		1	0	1	4	4	0	0
637	10/2022	SNS - Salinas	C82S - Cessna 182 Skylane	No Data	No Data	No Data	1	0	1	0	0	0	0
638	10/2022	SNS - Salinas	C82T - Skyland RG,Turbo	No Data	No Data	No Data	0	1	1	0	0	4	4
Sub-Total for null							1	1	2	0	0	4	4
Sub-Total for null							1	1	2	0	0	4	4
Sub-Total for null							1	1	2	0	0	4	4
639	10/2022	SNS - Salinas	CH7B - Bellanca 7GCBC Citabria	I	A	0	0	1	1	0	0	4	4
640	10/2022	SNS - Salinas	CL35 - Bombardier Challenger 300	II	C	1B	2	2	4	16	8	16	8
641	10/2022	SNS - Salinas	DA40 - Diamond Star DA40	I	A		0	2	2	0	0	12	6
642	10/2022	SNS - Salinas	DA62 - Diamond DA62	No Data	No Data	No Data	0	1	1	0	0	6	6
643	10/2022	SNS - Salinas	DH8A - Bombardier DHC8-100	III	B	3	1	1	2	37	37	37	37
644	10/2022	SNS - Salinas	E55P - Embraer Phenom 300	II	B	0	2	1	3	16	8	8	8
Sub-Total for B							3	2	5	53	17	45	22
645	10/2022	SNS - Salinas	EC35 - Eurocopter EC-135	No Data	No Data	No Data	2	2	4	14	7	14	7
646	10/2022	SNS - Salinas	EC45 - Eurocopter EC-145	No Data	No Data	No Data	0	1	1	0	0	10	10
647	10/2022	SNS - Salinas	EPIC - Dynasty	No Data	No Data	No Data	1	0	1	6	6	0	0
648	10/2022	SNS - Salinas	F260 - AerMacchi T-260	No Data	No Data	No Data	0	1	1	0	0	4	4
Sub-Total for null							3	4	7	20	6	28	7
Sub-Total for null							3	4	7	20	6	28	7
Sub-Total for null							3	4	7	20	6	28	7

TFMSC Report (Airport)

From 01/2022 To 01/2023 | Airport=SNS

#	Date	Airport	Aircraft Type	Airplane Design Group	Airplane Approach Category	Taxiway Design Group	Departures	Arrivals	Total Operations	Departure Seats	Average Departure Seats	Arrival Seats	Average Arrival Seats
649	10/2022	SNS - Salinas	F2TH - Dassault Falcon 2000	II	B	1B	1	1	2	12	12	12	12
650	10/2022	SNS - Salinas	F900 - Dassault Falcon 900	II	B	1B	1	1	2	15	15	15	15
651	10/2022	SNS - Salinas	FA50 - Dassault Falcon/Mystère 50	II	B	1B	1	1	2	12	12	12	12
Sub-Total for B							3	3	6	39	13	39	13
652	10/2022	SNS - Salinas	G280 - Gulfstream G280	II	C	1B	2	1	3	8	4	4	4
Sub-Total for 1B							5	4	9	47	9	43	10
Sub-Total for II							5	4	9	47	9	43	10
653	10/2022	SNS - Salinas	GLEX - Bombardier BD-700 Global Express	III	C	0	1	1	2	11	11	11	11
Sub-Total for C							3	2	5	19	6	15	7
654	10/2022	SNS - Salinas	GLSP - F-GLSP	No Data	No Data	No Data	0	1	1	0	0	0	0
655	10/2022	SNS - Salinas	H25B - BAe HS 125/700-800/Hawker 800	I	C	0	2	2	4	24	12	24	12
656	10/2022	SNS - Salinas	LJ60 - Bombardier Learjet 60	I	C	0	1	1	2	8	8	8	8
Sub-Total for I							3	3	6	32	10	32	10
657	10/2022	SNS - Salinas	LJ75 - Learjet 75	II	C	0	3	3	6	24	8	24	8
Sub-Total for 0							6	6	12	56	9	56	9
Sub-Total for C							6	6	12	56	9	56	9
658	10/2022	SNS - Salinas	M20P - Mooney M-20C Ranger	I	A		0	2	2	0	0	8	4
659	10/2022	SNS - Salinas	M20T - Turbo Mooney M20K	I	A		2	2	4	8	4	8	4
Sub-Total for							2	4	6	8	4	16	4
Sub-Total for A							2	4	6	8	4	16	4
Sub-Total for I							2	4	6	8	4	16	4
660	10/2022	SNS - Salinas	M4 - Maule M-4	No Data	No Data	No Data	0	1	1	0	0	4	4
661	10/2022	SNS - Salinas	M600 - Piper PA-46 M600	No Data	No Data	No Data	2	2	4	10	5	10	5
Sub-Total for null							2	3	5	10	5	14	4
Sub-Total for null							2	3	5	10	5	14	4
Sub-Total for null							2	3	5	10	5	14	4
662	10/2022	SNS - Salinas	MU2 - Mitsubishi Marquise/Solitaire	I	A	0	0	1	1	0	0	6	6
663	10/2022	SNS - Salinas	P06T - Tecnam P2006T	No Data	No Data	No Data	0	1	1	0	0	3	3
664	10/2022	SNS - Salinas	P28A - Piper Cherokee	I	A		4	6	10	16	4	24	4
665	10/2022	SNS - Salinas	PA32 - Piper Cherokee Six	I	A	0	3	6	9	18	6	36	6
Sub-Total for I							7	12	19	34	4	60	5
666	10/2022	SNS - Salinas	PC12 - Pilatus PC-12	II	A	0	3	5	8	27	9	45	9

TFMSC Report (Airport)

From 01/2022 To 01/2023 | Airport=SNS

#	Date	Airport	Aircraft Type	Airplane Design Group	Airplane Approach Category	Taxiway Design Group	Departures	Arrivals	Total Operations	Departure Seats	Average Departure Seats	Arrival Seats	Average Arrival Seats
Sub-Total for A							10	17	27	61	6	105	6
667	10/2022	SNS - Salinas	PRM1 - Raytheon Premier 1/390 Premier 1	I	B	0	2	2	4	12	6	12	6
Sub-Total for 0							8	13	21	57	7	93	7
668	10/2022	SNS - Salinas	RV7 - Experimental RV-7	No Data	No Data	No Data	1	0	1	2	2	0	0
669	10/2022	SNS - Salinas	S22T - Cirrus SR-22 Turbo	I	A		3	4	7	12	4	16	4
670	10/2022	SNS - Salinas	SF50 - Cirrus Vision SF50	No Data	No Data	No Data	1	0	1	7	7	0	0
671	10/2022	SNS - Salinas	SR20 - Cirrus SR-20	I	A		0	2	2	0	0	8	4
672	10/2022	SNS - Salinas	SR22 - Cirrus SR 22	I	A		1	1	2	4	4	4	4
Sub-Total for							1	3	4	4	4	12	4
Sub-Total for A							1	3	4	4	4	12	4
Sub-Total for I							1	3	4	4	4	12	4
673	10/2022	SNS - Salinas	T206 - Cessna T-206	No Data	No Data	No Data	0	1	1	0	0	6	6
674	10/2022	SNS - Salinas	T210 - Cessna T210M	I	A		1	0	1	2	2	0	0
675	10/2022	SNS - Salinas	TBM7 - Socata TBM-7	I	A	0	0	2	2	0	0	8	4
676	10/2022	SNS - Salinas	TBM8 - Socata TBM-850	I	A	0	1	1	2	7	7	7	7
Sub-Total for 0							1	3	4	7	7	15	5
677	10/2022	SNS - Salinas	TBM9 - Socata TBM	I	A		1	2	3	7	7	14	7
Sub-Total for A							3	5	8	16	5	29	5
Sub-Total for I							3	5	8	16	5	29	5
678	10/2022	SNS - Salinas	TOBA - Socata Tobago	No Data	No Data	No Data	0	1	1	0	0	4	4
679	10/2022	SNS - Salinas	V22 - Bell V-22 Osprey	I			6	6	12	144	24	144	24
Sub-Total for 10/2022							159	215	374	1,151	7	1,365	6
680	11/2022	SNS - Salinas	-1 - unknown	No Data	No Data	No Data	3	1	4	0	0	0	0
681	11/2022	SNS - Salinas	AA5 - American AA-5 Traveler	I	A		1	0	1	3	3	0	0
682	11/2022	SNS - Salinas	ASTR - IAI Astra 1125	II	C	1B	3	3	6	18	6	18	6
683	11/2022	SNS - Salinas	B350 - Beech Super King Air 350	II	B	2	3	2	5	18	6	12	6
684	11/2022	SNS - Salinas	BE20 - Beech 200 Super King	II	B	2	12	10	22	60	5	50	5
Sub-Total for 2							15	12	27	78	5	62	5
Sub-Total for B							15	12	27	78	5	62	5
Sub-Total for II							18	15	33	96	5	80	5
685	11/2022	SNS - Salinas	BE35 - Beech Bonanza 35	I	A	1A	3	5	8	12	4	20	4
686	11/2022	SNS - Salinas	BE36 - Beech Bonanza 36	I	A	1A	1	0	1	4	4	0	0

TFMSC Report (Airport)

From 01/2022 To 01/2023 | Airport=SNS

#	Date	Airport	Aircraft Type	Airplane Design Group	Airplane Approach Category	Taxiway Design Group	Departures	Arrivals	Total Operations	Departure Seats	Average Departure Seats	Arrival Seats	Average Arrival Seats
Sub-Total for 1A							4	5	9	16	4	20	4
Sub-Total for A							4	5	9	16	4	20	4
687	11/2022	SNS - Salinas	BE40 - Raytheon/Beech Beechjet 400/T-1	I	B	0	2	2	4	10	5	10	5
688	11/2022	SNS - Salinas	BE58 - Beech 58	I	B	1A	1	2	3	4	4	8	4
689	11/2022	SNS - Salinas	BE9L - Beech King Air 90	I	B	0	5	3	8	30	6	18	6
Sub-Total for B							8	7	15	44	5	36	5
690	11/2022	SNS - Salinas	C172 - Cessna Skyhawk 172/Cutlass	I	A		7	17	24	28	4	68	4
691	11/2022	SNS - Salinas	C182 - Cessna Skylane 182	I	A		1	2	3	4	4	8	4
Sub-Total for							8	19	27	32	4	76	4
Sub-Total for A							8	19	27	32	4	76	4
Sub-Total for I							20	31	51	92	4	132	4
692	11/2022	SNS - Salinas	C208 - Cessna 208 Caravan	II	B	0	1	1	2	14	14	14	14
693	11/2022	SNS - Salinas	C25A - Cessna Citation CJ2	I	B	1A	6	8	14	48	8	64	8
694	11/2022	SNS - Salinas	C25B - Cessna Citation CJ3	II	B	2	11	12	23	55	5	60	5
695	11/2022	SNS - Salinas	C25C - Cessna Citation CJ4	II	B	1B	8	8	16	48	6	48	6
Sub-Total for B							26	29	55	165	6	186	6
Sub-Total for II							19	20	39	103	5	108	5
696	11/2022	SNS - Salinas	C27J - Alenia C-27J Spartan	No Data	No Data	No Data	1	1	2	15	15	15	15
697	11/2022	SNS - Salinas	C30J - C-130J Hercules ; Lockheed	IV	C		0	1	1	0	0	0	0
698	11/2022	SNS - Salinas	C340 - Cessna 340	I	B		1	1	2	6	6	6	6
Sub-Total for							1	2	3	6	6	6	3
699	11/2022	SNS - Salinas	C525 - Cessna CitationJet/CJ1	I	B	1A	12	11	23	60	5	55	5
Sub-Total for I							13	12	25	66	5	61	5
700	11/2022	SNS - Salinas	C550 - Cessna Citation II/Bravo	II	B	0	12	11	23	120	10	110	10
701	11/2022	SNS - Salinas	C560 - Cessna Citation V/Ultra/Encore	II	B	0	7	6	13	56	8	48	8
702	11/2022	SNS - Salinas	C56X - Cessna Excel/XLS	II	B	0	2	2	4	30	15	30	15
Sub-Total for 0							21	19	40	206	9	188	9
Sub-Total for B							34	31	65	272	8	249	8
Sub-Total for II							21	19	40	206	9	188	9
703	11/2022	SNS - Salinas	C82S - Cessna 182 Skylane	No Data	No Data	No Data	1	2	3	0	0	0	0
704	11/2022	SNS - Salinas	CL30 - Bombardier (Canadair) Challenger 300	II	C	1B	4	6	10	32	8	48	8
705	11/2022	SNS - Salinas	CL35 - Bombardier Challenger 300	II	C	1B	1	1	2	8	8	8	8

TFMSC Report (Airport)

From 01/2022 To 01/2023 | Airport=SNS

#	Date	Airport	Aircraft Type	Airplane Design Group	Airplane Approach Category	Taxiway Design Group	Departures	Arrivals	Total Operations	Departure Seats	Average Departure Seats	Arrival Seats	Average Arrival Seats
Sub-Total for 1B							5	7	12	40	8	56	8
Sub-Total for C							5	7	12	40	8	56	8
Sub-Total for II							5	7	12	40	8	56	8
706	11/2022	SNS - Salinas	DA40 - Diamond Star DA40	I	A		0	1	1	0	0	6	6
707	11/2022	SNS - Salinas	E545 - Embraer EMB-545 Legacy 450	II	B		1	1	2	8	8	8	8
Sub-Total for							1	2	3	8	8	14	7
708	11/2022	SNS - Salinas	EC35 - Eurocopter EC-135	No Data	No Data	No Data	1	1	2	7	7	7	7
709	11/2022	SNS - Salinas	F2TH - Dassault Falcon 2000	II	B	1B	1	1	2	12	12	12	12
710	11/2022	SNS - Salinas	F900 - Dassault Falcon 900	II	B	1B	2	2	4	30	15	30	15
Sub-Total for 1B							3	3	6	42	14	42	14
Sub-Total for B							3	3	6	42	14	42	14
711	11/2022	SNS - Salinas	GLF4 - Gulfstream IV/G400	II	D	2	1	1	2	14	14	14	14
Sub-Total for II							4	4	8	56	14	56	14
712	11/2022	SNS - Salinas	GLF5 - Gulfstream V/G500	III	D	2	3	2	5	45	15	30	15
Sub-Total for 2							4	3	7	59	14	44	14
Sub-Total for D							4	3	7	59	14	44	14
713	11/2022	SNS - Salinas	H25B - BAe HS 125/700-800/Hawker 800	I	C	0	1	1	2	12	12	12	12
714	11/2022	SNS - Salinas	H60 - Sikorsky SH-60 Seahawk	No Data	No Data	No Data	0	1	1	0	0	4	4
715	11/2022	SNS - Salinas	HDJT - HONDA HA-420 HondaJet	I	B		3	3	6	15	5	15	5
716	11/2022	SNS - Salinas	LJ45 - Bombardier Learjet 45	I	C	0	2	1	3	20	10	10	10
Sub-Total for I							5	4	9	35	7	25	6
717	11/2022	SNS - Salinas	LJ75 - Learjet 75	II	C	0	8	6	14	64	8	48	8
Sub-Total for 0							10	7	17	84	8	58	8
Sub-Total for C							10	7	17	84	8	58	8
718	11/2022	SNS - Salinas	M20P - Mooney M-20C Ranger	I	A		1	3	4	4	4	12	4
719	11/2022	SNS - Salinas	M20T - Turbo Mooney M20K	I	A		1	0	1	4	4	0	0
720	11/2022	SNS - Salinas	P28A - Piper Cherokee	I	A		2	4	6	8	4	16	4
721	11/2022	SNS - Salinas	P28R - Cherokee Arrow/Turbo	I	A		0	1	1	0	0	4	4
Sub-Total for							4	8	12	16	4	32	4
722	11/2022	SNS - Salinas	PA30 - Piper PA-30	I	A	0	0	1	1	0	0	6	6
723	11/2022	SNS - Salinas	PA32 - Piper Cherokee Six	I	A	0	0	1	1	0	0	6	6
Sub-Total for I							4	10	14	16	4	44	4

TFMSC Report (Airport)

From 01/2022 To 01/2023 | Airport=SNS

#	Date	Airport	Aircraft Type	Airplane Design Group	Airplane Approach Category	Taxiway Design Group	Departures	Arrivals	Total Operations	Departure Seats	Average Departure Seats	Arrival Seats	Average Arrival Seats
724	11/2022	SNS - Salinas	PC12 - Pilatus PC-12	II	A	0	7	8	15	63	9	72	9
Sub-Total for 0							7	10	17	63	9	84	8
725	11/2022	SNS - Salinas	S22T - Cirrus SR-22 Turbo	I	A		3	4	7	12	4	16	4
Sub-Total for A							14	22	36	91	6	132	6
726	11/2022	SNS - Salinas	SF50 - Cirrus Vision SF50	No Data	No Data	No Data	1	1	2	7	7	7	7
727	11/2022	SNS - Salinas	SR20 - Cirrus SR-20	I	A		0	1	1	0	0	4	4
728	11/2022	SNS - Salinas	SR22 - Cirrus SR 22	I	A		1	5	6	4	4	20	4
Sub-Total for							1	6	7	4	4	24	4
Sub-Total for A							1	6	7	4	4	24	4
Sub-Total for I							1	6	7	4	4	24	4
729	11/2022	SNS - Salinas	T206 - Cessna T-206	No Data	No Data	No Data	1	1	2	6	6	6	6
730	11/2022	SNS - Salinas	T210 - Cessna T210M	I	A		0	2	2	0	0	4	2
731	11/2022	SNS - Salinas	TBM8 - Socata TBM-850	I	A	0	1	1	2	7	7	7	7
Sub-Total for A							1	3	4	7	7	11	3
732	11/2022	SNS - Salinas	V22 - Bell V-22 Osprey	I			2	6	8	48	24	144	24
733	11/2022	SNS - Salinas	WW24 - IAI 1124 Westwind	I	C	1B	1	0	1	10	10	0	0
Sub-Total for I							4	9	13	65	16	155	17
Sub-Total for 11/2022							153	178	331	1,083	7	1,238	6
734	12/2022	SNS - Salinas	-1 - unknown	No Data	No Data	No Data	2	3	5	0	0	0	0
735	12/2022	SNS - Salinas	A109 - Agusta SAAF-109	No Data	No Data	No Data	1	0	1	4	4	0	0
Sub-Total for null							3	3	6	4	1	0	0
Sub-Total for null							3	3	6	4	1	0	0
Sub-Total for null							3	3	6	4	1	0	0
736	12/2022	SNS - Salinas	AC80 - Aero Commander Turbo 680	II	B	0	1	0	1	4	4	0	0
737	12/2022	SNS - Salinas	ASTR - IAI Astra 1125	II	C	1B	4	3	7	24	6	18	6
738	12/2022	SNS - Salinas	B350 - Beech Super King Air 350	II	B	2	5	5	10	30	6	30	6
739	12/2022	SNS - Salinas	BE20 - Beech 200 Super King	II	B	2	12	13	25	60	5	65	5
Sub-Total for 2							17	18	35	90	5	95	5
Sub-Total for B							17	18	35	90	5	95	5
Sub-Total for II							22	21	43	118	5	113	5
740	12/2022	SNS - Salinas	BE33 - Beech Bonanza 33	I	A	1A	0	1	1	0	0	5	5
741	12/2022	SNS - Salinas	BE35 - Beech Bonanza 35	I	A	1A	2	2	4	8	4	8	4

TFMSC Report (Airport)

From 01/2022 To 01/2023 | Airport=SNS

#	Date	Airport	Aircraft Type	Airplane Design Group	Airplane Approach Category	Taxiway Design Group	Departures	Arrivals	Total Operations	Departure Seats	Average Departure Seats	Arrival Seats	Average Arrival Seats
742	12/2022	SNS - Salinas	BE36 - Beech Bonanza 36	I	A	1A	1	1	2	4	4	4	4
743	12/2022	SNS - Salinas	BE55 - Beech Baron 55	I	A	1A	1	0	1	6	6	0	0
Sub-Total for A							4	4	8	18	4	17	4
744	12/2022	SNS - Salinas	BE58 - Beech 58	I	B	1A	2	1	3	8	4	4	4
Sub-Total for 1A							6	5	11	26	4	21	4
745	12/2022	SNS - Salinas	BE9L - Beech King Air 90	I	B	0	2	2	4	12	6	12	6
Sub-Total for I							8	7	15	38	4	33	4
746	12/2022	SNS - Salinas	BE9T - Beech F90 King Air	II	B	0	1	1	2	4	4	4	4
Sub-Total for 0							3	3	6	16	5	16	5
Sub-Total for B							5	4	9	24	4	20	5
747	12/2022	SNS - Salinas	BT36 - Beechcraft Bonanza	No Data	No Data	No Data	1	1	2	5	5	5	5
748	12/2022	SNS - Salinas	C172 - Cessna Skyhawk 172/Cutlass	I	A		6	17	23	24	4	68	4
749	12/2022	SNS - Salinas	C182 - Cessna Skylane 182	I	A		1	3	4	4	4	12	4
Sub-Total for							7	20	27	28	4	80	4
Sub-Total for A							7	20	27	28	4	80	4
750	12/2022	SNS - Salinas	C206 - Cessna 206 Stationair	I	B	0	0	1	1	0	0	4	4
751	12/2022	SNS - Salinas	C25A - Cessna Citation CJ2	I	B	1A	4	3	7	32	8	24	8
Sub-Total for I							11	24	35	60	5	108	4
752	12/2022	SNS - Salinas	C25B - Cessna Citation CJ3	II	B	2	9	9	18	45	5	45	5
753	12/2022	SNS - Salinas	C25C - Cessna Citation CJ4	II	B	1B	14	13	27	84	6	78	6
Sub-Total for B							27	26	53	161	5	151	5
Sub-Total for II							23	22	45	129	5	123	5
754	12/2022	SNS - Salinas	C30J - C-130J Hercules ; Lockheed	IV	C		1	2	3	0	0	0	0
755	12/2022	SNS - Salinas	C340 - Cessna 340	I	B		1	1	2	6	6	6	6
Sub-Total for							2	3	5	6	3	6	2
756	12/2022	SNS - Salinas	C414 - Cessna Chancellor 414	I	B	0	2	2	4	12	6	12	6
757	12/2022	SNS - Salinas	C421 - Cessna Golden Eagle 421	I	B	0	2	1	3	16	8	8	8
Sub-Total for 0							4	3	7	28	7	20	6
758	12/2022	SNS - Salinas	C525 - Cessna CitationJet/CJ1	I	B	1A	15	17	32	75	5	85	5
Sub-Total for I							20	21	41	109	5	111	5
759	12/2022	SNS - Salinas	C550 - Cessna Citation II/Bravo	II	B	0	15	14	29	150	10	140	10
760	12/2022	SNS - Salinas	C560 - Cessna Citation V/Ultra/Encore	II	B	0	1	2	3	8	8	16	8

TFMSC Report (Airport)

From 01/2022 To 01/2023 | Airport=SNS

#	Date	Airport	Aircraft Type	Airplane Design Group	Airplane Approach Category	Taxiway Design Group	Departures	Arrivals	Total Operations	Departure Seats	Average Departure Seats	Arrival Seats	Average Arrival Seats
Sub-Total for 0							16	16	32	158	9	156	9
761	12/2022	SNS - Salinas	C680 - Cessna Citation Sovereign	II	B	1B	1	1	2	12	12	12	12
Sub-Total for B							37	38	75	279	7	279	7
Sub-Total for II							17	17	34	170	10	168	9
762	12/2022	SNS - Salinas	C82S - Cessna 182 Skylane	No Data	No Data	No Data	0	1	1	0	0	0	0
763	12/2022	SNS - Salinas	CL30 - Bombardier (Canadair) Challenger 300	II	C	1B	1	2	3	8	8	16	8
764	12/2022	SNS - Salinas	DA40 - Diamond Star DA40	I	A		1	3	4	6	6	18	6
765	12/2022	SNS - Salinas	EA50 - Eclipse 500	I	A	0	1	1	2	6	6	6	6
Sub-Total for A							2	4	6	12	6	24	6
Sub-Total for I							2	4	6	12	6	24	6
766	12/2022	SNS - Salinas	EC35 - Eurocopter EC-135	No Data	No Data	No Data	3	0	3	21	7	0	0
767	12/2022	SNS - Salinas	F900 - Dassault Falcon 900	II	B	1B	1	1	2	15	15	15	15
768	12/2022	SNS - Salinas	GA5C - G-7 Gulfstream G500	No Data	No Data	No Data	2	2	4	38	19	38	19
769	12/2022	SNS - Salinas	GLAS - New Glasair	No Data	No Data	No Data	1	0	1	4	4	0	0
Sub-Total for null							3	2	5	42	14	38	19
Sub-Total for null							3	2	5	42	14	38	19
Sub-Total for null							3	2	5	42	14	38	19
770	12/2022	SNS - Salinas	GLF3 - Gulfstream III/G300	II	C	2	2	3	5	30	15	45	15
771	12/2022	SNS - Salinas	GLF5 - Gulfstream V/G500	III	D	2	1	2	3	15	15	30	15
Sub-Total for 2							3	5	8	45	15	75	15
772	12/2022	SNS - Salinas	H47 - Boeing CH-47 Chinook	No Data	No Data	No Data	0	1	1	0	0	40	40
773	12/2022	SNS - Salinas	HDJT - HONDA HA-420 HondaJet	I	B		2	1	3	10	5	5	5
774	12/2022	SNS - Salinas	KODI - Quest Kodiak	I	A		1	0	1	4	4	0	0
Sub-Total for							3	1	4	14	4	5	5
Sub-Total for I							3	1	4	14	4	5	5
775	12/2022	SNS - Salinas	LJ75 - Learjet 75	II	C	0	9	10	19	72	8	80	8
776	12/2022	SNS - Salinas	P28A - Piper Cherokee	I	A		4	2	6	16	4	8	4
777	12/2022	SNS - Salinas	PA24 - Piper PA-24	I	A	0	1	1	2	5	5	5	5
778	12/2022	SNS - Salinas	PA31 - Piper Navajo PA-31	I	A	0	2	0	2	16	8	0	0
779	12/2022	SNS - Salinas	PA32 - Piper Cherokee Six	I	A	0	1	1	2	6	6	6	6
Sub-Total for 0							4	2	6	27	6	11	5
780	12/2022	SNS - Salinas	PA44 - Piper Seminole	I	A		0	1	1	0	0	4	4

TFMSC Report (Airport)

From 01/2022 To 01/2023 | Airport=SNS

#	Date	Airport	Aircraft Type	Airplane Design Group	Airplane Approach Category	Taxiway Design Group	Departures	Arrivals	Total Operations	Departure Seats	Average Departure Seats	Arrival Seats	Average Arrival Seats
781	12/2022	SNS - Salinas	PA46 - Piper Malibu	I	A	0	1	2	3	6	6	12	6
Sub-Total for I							9	7	16	49	5	35	5
782	12/2022	SNS - Salinas	PC12 - Pilatus PC-12	II	A	0	6	5	11	54	9	45	9
Sub-Total for 0							7	7	14	60	8	57	8
Sub-Total for A							15	12	27	103	6	80	6
783	12/2022	SNS - Salinas	RV10 - Experimental	No Data	No Data	No Data	1	1	2	2	2	2	2
784	12/2022	SNS - Salinas	S22T - Cirrus SR-22 Turbo	I	A		5	8	13	20	4	32	4
785	12/2022	SNS - Salinas	SF50 - Cirrus Vision SF50	No Data	No Data	No Data	0	1	1	0	0	7	7
786	12/2022	SNS - Salinas	SR20 - Cirrus SR-20	I	A		5	7	12	20	4	28	4
787	12/2022	SNS - Salinas	SR22 - Cirrus SR 22	I	A		1	2	3	4	4	8	4
788	12/2022	SNS - Salinas	T210 - Cessna T210M	I	A		3	2	5	6	2	4	2
Sub-Total for							9	11	20	30	3	40	3
789	12/2022	SNS - Salinas	TBM7 - Socata TBM-7	I	A	0	1	1	2	4	4	4	4
Sub-Total for A							10	12	22	34	3	44	3
790	12/2022	SNS - Salinas	V22 - Bell V-22 Osprey	I			4	2	6	96	24	48	24
Sub-Total for I							14	14	28	130	9	92	6
Sub-Total for 12/2022							167	182	349	1,121	6	1,171	6
791	01/2023	SNS - Salinas	-1 - unknown	No Data	No Data	No Data	5	0	5	0	0	0	0
792	01/2023	SNS - Salinas	AA5 - American AA-5 Traveler	I	A		1	3	4	3	3	9	3
793	01/2023	SNS - Salinas	AC11 - North American Commander 112	I	A		1	1	2	4	4	4	4
Sub-Total for							2	4	6	7	3	13	3
Sub-Total for A							2	4	6	7	3	13	3
Sub-Total for I							2	4	6	7	3	13	3
794	01/2023	SNS - Salinas	ASTR - IAI Astra 1125	II	C	1B	1	1	2	6	6	6	6
795	01/2023	SNS - Salinas	B350 - Beech Super King Air 350	II	B	2	7	4	11	42	6	24	6
796	01/2023	SNS - Salinas	BE20 - Beech 200 Super King	II	B	2	8	9	17	40	5	45	5
797	01/2023	SNS - Salinas	BE30 - Raytheon 300 Super King Air	II	B	2	0	1	1	0	0	8	8
Sub-Total for 2							15	14	29	82	5	77	5
Sub-Total for B							15	14	29	82	5	77	5
Sub-Total for II							16	15	31	88	5	83	5
798	01/2023	SNS - Salinas	BE35 - Beech Bonanza 35	I	A	1A	2	2	4	8	4	8	4
799	01/2023	SNS - Salinas	BE36 - Beech Bonanza 36	I	A	1A	0	2	2	0	0	8	4

TFMSC Report (Airport)

From 01/2022 To 01/2023 | Airport=SNS

#	Date	Airport	Aircraft Type	Airplane Design Group	Airplane Approach Category	Taxiway Design Group	Departures	Arrivals	Total Operations	Departure Seats	Average Departure Seats	Arrival Seats	Average Arrival Seats
Sub-Total for 1A							2	4	6	8	4	16	4
Sub-Total for A							2	4	6	8	4	16	4
800	01/2023	SNS - Salinas	BE40 - Raytheon/Beech Beechjet 400/T-1	I	B	0	1	0	1	5	5	0	0
801	01/2023	SNS - Salinas	BE60 - Beech 60 Duke	I	B	1A	1	0	1	6	6	0	0
802	01/2023	SNS - Salinas	BE9L - Beech King Air 90	I	B	0	2	2	4	12	6	12	6
Sub-Total for B							4	2	6	23	5	12	6
803	01/2023	SNS - Salinas	C152 - Cessna 152	I	A		0	1	1	0	0	4	4
804	01/2023	SNS - Salinas	C172 - Cessna Skyhawk 172/Cutlass	I	A		4	12	16	16	4	48	4
805	01/2023	SNS - Salinas	C182 - Cessna Skylane 182	I	A		2	5	7	8	4	20	4
Sub-Total for							6	18	24	24	4	72	4
Sub-Total for A							6	18	24	24	4	72	4
806	01/2023	SNS - Salinas	C206 - Cessna 206 Stationair	I	B	0	2	1	3	8	4	4	4
807	01/2023	SNS - Salinas	C25A - Cessna Citation CJ2	I	B	1A	3	3	6	24	8	24	8
Sub-Total for I							17	28	45	87	5	128	4
808	01/2023	SNS - Salinas	C25B - Cessna Citation CJ3	II	B	2	5	7	12	25	5	35	5
809	01/2023	SNS - Salinas	C25C - Cessna Citation CJ4	II	B	1B	10	9	19	60	6	54	6
Sub-Total for II							15	16	31	85	5	89	5
810	01/2023	SNS - Salinas	C25M - Cessna Citation M2	I	B	1A	1	1	2	8	8	8	8
Sub-Total for B							21	21	42	125	5	125	5
811	01/2023	SNS - Salinas	C27J - Alenia C-27J Spartan	No Data	No Data	No Data	2	1	3	30	15	15	15
812	01/2023	SNS - Salinas	C30J - C-130J Hercules ; Lockheed	IV	C		1	0	1	0	0	0	0
813	01/2023	SNS - Salinas	C340 - Cessna 340	I	B		1	3	4	6	6	18	6
Sub-Total for							2	3	5	6	3	18	6
814	01/2023	SNS - Salinas	C525 - Cessna CitationJet/CJ1	I	B	1A	6	6	12	30	5	30	5
Sub-Total for I							7	9	16	36	5	48	5
815	01/2023	SNS - Salinas	C550 - Cessna Citation II/Bravo	II	B	0	10	10	20	100	10	100	10
816	01/2023	SNS - Salinas	C560 - Cessna Citation V/Ultra/Encore	II	B	0	2	2	4	16	8	16	8
Sub-Total for O							12	12	24	116	9	116	9
Sub-Total for B							19	21	40	152	8	164	7
Sub-Total for II							12	12	24	116	9	116	9
817	01/2023	SNS - Salinas	C82S - Cessna 182 Skylane	No Data	No Data	No Data	0	1	1	0	0	0	0
818	01/2023	SNS - Salinas	CL30 - Bombardier (Canadair) Challenger 300	II	C	1B	1	1	2	8	8	8	8

TFMSC Report (Airport)

From 01/2022 To 01/2023 | Airport=SNS

#	Date	Airport	Aircraft Type	Airplane Design Group	Airplane Approach Category	Taxiway Design Group	Departures	Arrivals	Total Operations	Departure Seats	Average Departure Seats	Arrival Seats	Average Arrival Seats
819	01/2023	SNS - Salinas	CL60 - Bombardier Challenger 600/601/604	II	C	0	1	1	2	15	15	15	15
Sub-Total for C							2	2	4	23	11	23	11
Sub-Total for II							2	2	4	23	11	23	11
820	01/2023	SNS - Salinas	DA40 - Diamond Star DA40	I	A		0	1	1	0	0	6	6
821	01/2023	SNS - Salinas	DA42 - Diamond Twin Star	I	A		1	1	2	4	4	4	4
Sub-Total for							1	2	3	4	4	10	5
Sub-Total for A							1	2	3	4	4	10	5
Sub-Total for I							1	2	3	4	4	10	5
822	01/2023	SNS - Salinas	EC35 - Eurocopter EC-135	No Data	No Data	No Data	0	1	1	0	0	7	7
823	01/2023	SNS - Salinas	EC45 - Eurocopter EC-145	No Data	No Data	No Data	1	0	1	10	10	0	0
Sub-Total for null							1	1	2	10	10	7	7
Sub-Total for null							1	1	2	10	10	7	7
Sub-Total for null							1	1	2	10	10	7	7
824	01/2023	SNS - Salinas	EVOT - Lancair Evolution Turbine	I	A		0	1	1	0	0	0	0
825	01/2023	SNS - Salinas	F900 - Dassault Falcon 900	II	B	1B	2	2	4	30	15	30	15
826	01/2023	SNS - Salinas	GALX - IAI 1126 Galaxy/Gulfstream G200	II	C	1B	1	1	2	8	8	8	8
Sub-Total for 1B							3	3	6	38	12	38	12
Sub-Total for II							3	3	6	38	12	38	12
827	01/2023	SNS - Salinas	GLEX - Bombardier BD-700 Global Express	III	C	0	0	1	1	0	0	11	11
828	01/2023	SNS - Salinas	GLF3 - Gulfstream III/G300	II	C	2	2	1	3	30	15	15	15
Sub-Total for C							3	3	6	38	12	34	11
829	01/2023	SNS - Salinas	KODI - Quest Kodiak	I	A		1	1	2	4	4	4	4
830	01/2023	SNS - Salinas	LJ45 - Bombardier Learjet 45	I	C	0	1	1	2	10	10	10	10
Sub-Total for I							2	2	4	14	7	14	7
831	01/2023	SNS - Salinas	LJ75 - Learjet 75	II	C	0	10	10	20	80	8	80	8
Sub-Total for 0							11	11	22	90	8	90	8
Sub-Total for C							11	11	22	90	8	90	8
832	01/2023	SNS - Salinas	M20T - Turbo Mooney M20K	I	A		1	1	2	4	4	4	4
833	01/2023	SNS - Salinas	M7 - Maule M-7-235 Orion	No Data	No Data	No Data	0	1	1	0	0	5	5
834	01/2023	SNS - Salinas	P28R - Cherokee Arrow/Turbo	I	A		1	3	4	4	4	12	4
835	01/2023	SNS - Salinas	PA32 - Piper Cherokee Six	I	A	0	1	1	2	6	6	6	6
Sub-Total for I							2	4	6	10	5	18	4

TFMSC Report (Airport)

From 01/2022 To 01/2023 | Airport=SNS

#	Date	Airport	Aircraft Type	Airplane Design Group	Airplane Approach Category	Taxiway Design Group	Departures	Arrivals	Total Operations	Departure Seats	Average Departure Seats	Arrival Seats	Average Arrival Seats
836	01/2023	SNS - Salinas	PC12 - Pilatus PC-12	II	A	0	2	3	5	18	9	27	9
Sub-Total for 0							3	4	7	24	8	33	8
Sub-Total for A							4	7	11	28	7	45	6
837	01/2023	SNS - Salinas	R22 - Robinson R-22 Mariner	No Data	No Data	No Data	0	1	1	0	0	2	2
838	01/2023	SNS - Salinas	RV8 - RV-4/6/7/8; VANS	No Data	No Data	No Data	2	1	3	4	2	2	2
Sub-Total for null							2	2	4	4	2	4	2
Sub-Total for null							2	2	4	4	2	4	2
Sub-Total for null							2	2	4	4	2	4	2
839	01/2023	SNS - Salinas	S22T - Cirrus SR-22 Turbo	I	A		3	4	7	12	4	16	4
840	01/2023	SNS - Salinas	SF50 - Cirrus Vision SF50	No Data	No Data	No Data	1	0	1	7	7	0	0
841	01/2023	SNS - Salinas	SLG2 - Airplane Factory Sling 2	No Data	No Data	No Data	0	1	1	0	0	2	2
Sub-Total for null							1	1	2	7	7	2	2
Sub-Total for null							1	1	2	7	7	2	2
Sub-Total for null							1	1	2	7	7	2	2
842	01/2023	SNS - Salinas	SR20 - Cirrus SR-20	I	A		1	2	3	4	4	8	4
843	01/2023	SNS - Salinas	SR22 - Cirrus SR 22	I	A		0	2	2	0	0	8	4
Sub-Total for							1	4	5	4	4	16	4
Sub-Total for A							1	4	5	4	4	16	4
Sub-Total for I							1	4	5	4	4	16	4
844	01/2023	SNS - Salinas	T206 - Cessna T-206	No Data	No Data	No Data	3	4	7	18	6	24	6
845	01/2023	SNS - Salinas	T210 - Cessna T210M	I	A		1	1	2	2	2	2	2
846	01/2023	SNS - Salinas	V22 - Bell V-22 Osprey	I			1	0	1	24	24	0	0
Sub-Total for							2	1	3	26	13	2	2
Sub-Total for I							2	1	3	26	13	2	2
Sub-Total for SNS - Salinas							1,841	2,344	4,185	13,129	7	15,817	6
Sub-Total for 01/2023							116	135	251	759	6	816	6
Total:							1,841	2,344	4,185	13,129	7	15,817	6

Report created on Fri Jun 23 11:54:48 EDT 2023

Sources: Traffic Flow Management System Counts (TFMSC), Aviation System Performance Metrics (ASPM)



SALINAS MUNI (SNS) SALINAS, CA

[Airport Details](#) [Users](#) [Edit Counts](#)

1. Airport Inventory

Single Engine	=	179		
157 + Multi Engine				
10 + Jet				
3 + Helicopter				
8 + N-Numbers Not Found				
1				

2. Review to Improve Your Validated Aircraft Count

Last Edit: 04/28/2022 by KSNS

Review 'N' Commented N-Numbers	0	Find These	How to Resolve	Report
Review N-Numbers Reported by Other Airports (Duplicates)	25	Find These	How to Resolve	Report
Review N-Numbers Not Found in FAA Registration Database	1	Find These	How to Resolve	

Total # of Aircraft That Are Not Validated: 26

3. Validated Inventory

Single Engine	=	153	Report
133 + Multi Engine			
9 + Jet			
3 + Helicopter			
8			

4. Confirm Aircraft Data

Last Confirmed: 4/28/2022 by Brett Godown

*** Confirm Aircraft Data ***

Further Aircraft Review (Optional) These items Do Not Impact Your Currently Validated Inventory

Review All Out Of State Registrations	24	Find These	Why is this relevant?
Review all Updated Certs (Certs Updated Since Aircraft Was Entered Into Inventory)	29	Find These	Why is this relevant?

[Refresh](#) [?](#)

COUNT DATA

Aircraft Type	Aircraft Inventory	Commented Aircraft	Duplicates Other Airports	N-Numbers Not Found	Not Validated Total	Validated Inventory
Single Engine	157	0	24	0	24	133
Multi Engine	10	0	1	0	1	9
Jet	3	0	0	0	0	3
Helicopter	8	0	0	0	0	8
N-Numbers Not Found	1	0	0	1	1	Not Counted
Total Single, Multi, Jet, and Heli	179	0	25	1	26	153
Glider	1					
Military	0					
Ultra-light	0					
Non 5010 aircraft types	0					
Total Found in FAA Acft. Reg. Data	180					

Preferred Contact

Brett J. Godown

brett.godown@ci.salinas.ca.us
831-758-7214



Comments [Edit](#)

Airport 2020-03-16 RB – Admin Edit: Please review and edit Commented N-Numbers. Please provide add info or delete

N-Number Search:

Show: All aircraft















































































Include deleted: No






































Based Aircraft at this Airport




































Use multiple pages for faster loading?

= Edit = Delete IFR

N-Number	Make / Model	Type	Owner	Added	Type and City St from FAA Aircraft Registration	Reported by Other Apts	Actions	Comment
N100PT	Rans RV-4	Single Engine	Brian Jacobs 2885 Sanford Ave Grandville, MI	4/8/2022	Single Engine GRANDVILLE MI	Not found in Other Apts	<input type="button" value="Edit"/> <input type="button" value="Delete"/>	
N113D	Beech 35-C33A	Single Engine	Matt Pasztalaniec 22600 Gallant Fox Rd Monterey, CA	4/8/2022	Single Engine MONTEREY CA	Not found in Other Apts	<input type="button" value="Edit"/> <input type="button" value="Delete"/>	
N115AG	Burkhart Grob Grob G115C	Single Engine	Ross Oliver 443 Costa Mesa Ter Sunnyvale, CA	2/6/2020	Single Engine SUNNYVALE CA	1	<input type="button" value="Edit"/> <input type="button" value="Delete"/>	
N118CC	Hangar lease signed since Aug 26, 2019 Piper PA-18-150	Single Engine	Douglas Bodah 2107 Talia Ave Santa Clara, CA	1/19/2009	Single Engine SANTA CLARA CA	Not found in Other Apts	<input type="button" value="Edit"/> <input type="button" value="Delete"/>	
N122CW	Skyote	Single Engine	Mark Wentz 900 Las Lomas Dr Milpitas, CA	1/19/2009	Single Engine MILPITAS CA	Not found in Other Apts	<input type="button" value="Edit"/> <input type="button" value="Delete"/>	
N126TT	Bill Sutton Thorp T-18	Single Engine	Robert Shrank 38025 Heritage Cmp Fremont, CA	4/7/2022	Single Engine DEREG	Not found in Other Apts	<input type="button" value="Edit"/> <input type="button" value="Delete"/>	
N1375N	Currently the aircraft is deregistered Ratzlaff Sparrow	Single Engine	Jay Jefferson 301 Neponset Rd Salinas CA	1/19/2009	Single Engine SALINAS CA	Not found in Other Apts	<input type="button" value="Edit"/> <input type="button" value="Delete"/>	
N142BE	Maule MXT-7-180	Single Engine	Cody West 916A W Carmel Valley Rd Carmel Valley, CA	2/6/2020	Single Engine CARMEL VALLEY CA	Not found in Other Apts	<input type="button" value="Edit"/> <input type="button" value="Delete"/>	
N144WA	Robinson Helicopter R44 II	Helicopter	Western Ridge Aviation LLC 415 N Benton Ave Helena, MT	4/8/2022	Helicopter HELENA MT	Not found in Other Apts	<input type="button" value="Edit"/> <input type="button" value="Delete"/>	
N1483R	Grumman AA-1B	Single Engine	Tom Leduc 70 FOREST RIDGE RD Monterey CA	5/21/2007	Single Engine MONTEREY CA	Not found in Other Apts	<input type="button" value="Edit"/> <input type="button" value="Delete"/>	
N149TM	Pitts S-2B	Single Engine	Boundless Action Sports 301 Welburn Ave Gilroy, CA	2/6/2020	Single Engine GILROY CA	Not found in Other Apts	<input type="button" value="Edit"/> <input type="button" value="Delete"/>	
N1557D	Beech B36TC	Single Engine	B36TC LLC 19115 El Cerrito Way Aromas, CA	2/6/2020	Single Engine AROMAS CA	Not found in Other Apts	<input type="button" value="Edit"/> <input type="button" value="Delete"/>	
N156DS	Michael Enz Maule M-7-235B	Single Engine	Nicholas Fanoe 2355 Alisal Rd Salinas, CA	2/6/2020	Single Engine SALINAS CA	Not found in Other Apts	<input type="button" value="Edit"/> <input type="button" value="Delete"/>	
N15WJ	American Champion 8KCAB	Single Engine	Erik Fleming 1167 Chaparral Rd Pebble Beach, CA	4/8/2022	Single Engine PEBBLE BEACH CA	Not found in Other Apts	<input type="button" value="Edit"/> <input type="button" value="Delete"/>	
N1607D	Cessna 170A	Single Engine	Michael Carroll 6591 Reflection Drive San Diego, CA	4/7/2022	Single Engine SAN DIEGO CA	1	<input type="button" value="Edit"/> <input type="button" value="Delete"/>	
N172SR	Cessna 172N	Single Engine	Roberto Dorantes 37845 W Highway 198 Coalinga, CA	4/8/2022	Single Engine COALINGA CA	Not found in Other Apts	<input type="button" value="Edit"/> <input type="button" value="Delete"/>	
N1758G	Beech 35-B33	Single Engine	Joanne Nissen Trustee RR 1 Box 99 Soledad, CA	2/6/2020	Single Engine SOLEDAD CA	Not found in Other Apts	<input type="button" value="Edit"/> <input type="button" value="Delete"/>	
N179TB	Costruzioni Aero P2004 Bravo	Single Engine	Raymond Jackson 402 Wilson St Salinas CA	1/19/2009	Single Engine SALINAS CA	1	<input type="button" value="Edit"/> <input type="button" value="Delete"/>	
N19461	Taylorcraft BC12-D	Single Engine	James Bouchard 14780 E 49th Dr Yuma, AZ	4/8/2022	Single Engine DEREG	Not found in Other Apts	<input type="button" value="Edit"/> <input type="button" value="Delete"/>	
N19570	Cessna 150L	Single Engine	Agricor Development 975 W Alisal St Salinas, CA	4/8/2022	Single Engine DEREG	Not found in Other Apts	<input type="button" value="Edit"/> <input type="button" value="Delete"/>	
N1978F	Cessna P210N	Single Engine	Monterey Peninsula Helicopters 415 N Benton Ave Helena, MT	5/21/2007	Single Engine HELENA MT	Not found in Other Apts	<input type="button" value="Edit"/> <input type="button" value="Delete"/>	
N2013	HB Harber Perry	Single Engine	Perry Harber 1074 Jewell Ave Pacific Grove, CA	5/21/2007	Single Engine PACIFIC GROVE CA	Not found in Other Apts	<input type="button" value="Edit"/> <input type="button" value="Delete"/>	
N204CP	VANS RV-4	Single Engine	JOHN DECUJIR 20210 PORTOLA DR Salinas, CA	5/21/2007	Single Engine SALINAS CA	Not found in Other Apts	<input type="button" value="Edit"/> <input type="button" value="Delete"/>	
N204RD	Diamond Aircraft DA20-A1	Single Engine	Richard Mastropietro 515 Vista Del Mar Dr Aptos, CA	2/6/2020	Single Engine APTOS CA	Not found in Other Apts	<input type="button" value="Edit"/> <input type="button" value="Delete"/>	
N20VT	Socata TB-20 Trinidad	Single Engine	Alexandre Tchick 1270 Shell Ave Pacific Grove, CA	2/6/2020	Single Engine PACIFIC GROVE CA	Not found in Other Apts	<input type="button" value="Edit"/> <input type="button" value="Delete"/>	
N210AT	Cessna 210L (1969)	Single Engine	Cal-Pacific Airmotive Inc	1/19/2009	Single Engine SALINAS CA	Not found in Other Apts	<input type="button" value="Edit"/> <input type="button" value="Delete"/>	
N212PK	PC 12/45	Single Engine	Airplane Company, Inc	1/19/2009	Single Engine VICTORIA TX	Not found in Other Apts	<input type="button" value="Edit"/> <input type="button" value="Delete"/>	
N212TJ	Lancair LC41-550FG	Single Engine	212TJ LLC PO Box 4052 Monterey, CA	4/7/2022	Single Engine MONTEREY CA	1	<input type="button" value="Edit"/> <input type="button" value="Delete"/>	
N2249W	Bell 47G-5	Helicopter	Wilbur-Ellis Co PO Box 3650 Salinas, CA	4/8/2022	Helicopter SALINAS CA	Not found in Other Apts	<input type="button" value="Edit"/> <input type="button" value="Delete"/>	
N2283A	S.W. Champ 7AC	Single Engine	Thomas Anderson PO Box 1136 Eastsound WA	2/6/2020	Single Engine EASTSOUND WA	1	<input type="button" value="Edit"/> <input type="button" value="Delete"/>	
N229LL	Berrien Stephen Christian Eagle II	Single Engine	Layne Lisser 26063 Mesa Dr Carmel, CA	5/21/2007	Single Engine CARMEL CA	Not found in Other Apts	<input type="button" value="Edit"/> <input type="button" value="Delete"/>	
N2311N	Cessna 140 (1946)	Single Engine	Cal-Pacific Airmotive Inc	1/19/2009	Single Engine SALINAS CA	Not found in Other Apts	<input type="button" value="Edit"/> <input type="button" value="Delete"/>	
N231BA	Mooney M20K	Single Engine	Darren Dykstra PO Box 451 Pacific Grove, CA	4/7/2022	Single Engine PACIFIC GROVE CA	Not found in Other Apts	<input type="button" value="Edit"/> <input type="button" value="Delete"/>	
N23276	Cessna 150H	Single Engine	Cynthia Spellacy 11369 Madera Ct Seaside CA	1/19/2009	Single Engine SEASIDE CA	Not found in Other Apts	<input type="button" value="Edit"/> <input type="button" value="Delete"/>	
N234BR	Paul Bryan Bryan Sportster	Single Engine	Christopher Laws 720 Hill Ave	3/30/2022	Single Engine WATSONVILLE CA	1	<input type="button" value="Edit"/> <input type="button" value="Delete"/>	

N242	Bellanca 14-13-2	Single Engine	Watsonville, CA Ted Ohlmer 915 Vista Del Mar Dr Aptos, CA	2/6/2020	Single Engine APTOS CA	Not found in Other Apts	 
N249SF	American Champion 8GCBC	Single Engine	David Casarez 19 Aliso Rd Carmel Valley, CA	2/6/2020	Single Engine CARMEL VALLEY CA	Not found in Other Apts	 
N25108	Luscombe 8A	Single Engine	Gregory Chakerian 121 Asuymas Ct Hollister, CA	2/6/2020	Single Engine HOLLISTER CA	Not found in Other Apts	 
N2591V	Cessna 177RG	Single Engine	Livewire Holdings, LLC 1325 Abbott St Salinas, CA	2/6/2020	Single Engine SALINAS CA	Not found in Other Apts	 
N260SP	Pitts S-2S	Single Engine	Pitts S2B LLC 265 San Benancio Rd Salinas, CA	4/7/2022	Single Engine SALINAS CA	Not found in Other Apts	 
N2712D	Cessna 170B	Single Engine	John Blackwood 8730 Wild Horse RD Prunedale, CA	5/21/2007	Single Engine SALINAS CA	Not found in Other Apts	 
N272RR	Cessna 172M	Single Engine	Kerry Gray 733 Airport Rd Monterey, CA	1/19/2009	Single Engine MONTEREY CA	Not found in Other Apts	 
N273TA	B300 Lakes	Single Engine	Airplane Company, Inc	1/19/2009	Jet SALINAS CA	Not found in Other Apts	 
N2767S		Single Engine	Mark Larsen 21435 PARROTT RANCH RD Carmel Valley, CA	5/21/2007	Single Engine CARMEL VALLEY CA	Not found in Other Apts	 
N2938C	CESSNA 180	Single Engine	Rich Trytten 260 SALSU PUEDES Carmel Valley CA	5/21/2007	Single Engine CARMEL CA	Not found in Other Apts	 
N299H	Ab Sportine Aviacija Genesis 2	Glider	Paul West 1852 Chaise Dr Carson City, NV	2/6/2020	Glider CARSON CITY NV	Not found in Other Apts	 
N30475	Cessna 172M	Single Engine	Thomas Am Rhein 262 E Lakes Ave Watsonville, CA	2/6/2020	Single Engine WATSONVILLE CA	Not found in Other Apts	 
N3058R	Raytheon Aircraft 58	Multi Engine	On Top Aviation LLC PO Box 80090 Salinas, CA	2/6/2020	Multi Engine SALINAS CA	Not found in Other Apts	 
N31461	Aerotek Pitts 2S2	Single Engine	David E Stoik PO Box 2259 Watsonville, CA	1/19/2009	Single Engine WATSONVILLE CA	Not found in Other Apts	 
N3197T	Cessna 177	Single Engine	Jeffrey Mundle 345 Palma Dr Salinas, CA	4/8/2022	Single Engine SALINAS CA	1	 
N32686	Piper J5A	Single Engine	Deborah Fortney 2278 Gem Ave Union City, CA	2/6/2020	Single Engine UNION CITY CA	Not found in Other Apts	 
N32693	Piper PA-28R-200	Single Engine	Brian O'Conner 1939 Catalina Dr Santa Cruz, CA	4/8/2022	Single Engine SANTA CRUZ CA	1	 
N3298P	Piper PA-23-160	Single Engine	Albert Cross III 16617 Toro Hills Ct Salinas, CA	4/8/2022	Multi Engine SALINAS CA	Not found in Other Apts	 
N3326G	AMERICA AT-6D	Single Engine	AUBREY KING 739 FAIRFAX DR SALINAS CA 93905	5/21/2007	Single Engine SALINAS CA	Not found in Other Apts	 
N3393T	Cessna 177	Single Engine	Russell Wilcox 1532 Constitution Blvd Salinas, CA	5/21/2007	Single Engine SALINAS CA	Not found in Other Apts	 
N340JM	CESSNA 340A	Multi Engine	Swiss Express 26769 El Camino Real Gonzales CA	5/21/2007	Multi Engine GONZALES CA	Not found in Other Apts	 
N340MF	Cessna 340A	Multi Engine	Merill Farms PO BOX 659 Salinas, CA	5/21/2007	Multi Engine CORRAL DE TIERRA CA	Not found in Other Apts	 
N3445A	Piper PA-22-135	Single Engine	James Atkinson 24475 Paseo Privado Salinas, Ca	2/6/2020	Single Engine SALINAS CA	Not found in Other Apts	 
N34XA	Beech A45	Single Engine	William Sutton 19520 Creekside Ct Salinas, CA	2/6/2020	Single Engine SALINAS CA	Not found in Other Apts	 
N3528T	Bell 206-B	Helicopter	R & B Helicopters, Inc PO Box 4087 Salinas, CA	1/19/2009	Helicopter SALINAS CA	Not found in Other Apts	 
N3674S	Cessna 172S	Single Engine	Gary Wiegand 50 Miramonte Rd Carmel Valley, CA	2/6/2020	Single Engine CARMEL VALLEY CA	Not found in Other Apts	 
N37057	Silvaire Luscombe 8C	Single Engine	Tryg Minier 802 Browns Valley Corralitos, CA	2/6/2020	Single Engine CORRALITOS CA	1	 
N3705J	Beech 58TC	Multi Engine	Azuma Company PO Box 4395 Salinas, CA	2/6/2020	Multi Engine SALINAS CA	Not found in Other Apts	 
N377DZ	Cirrus SR22T	Single Engine	Bears on the Run LLC 1906 Glen Echo Rd Nashville, TN	4/8/2022	Single Engine NASHVILLE TN	Not found in Other Apts	 
N3972X	Piper PA-28R-200	Single Engine	Jeffrey Soares 712 La Honda Ct Aptos, CA	2/6/2020	Single Engine APTOS CA	Not found in Other Apts	 
N39932	Taylorcraft BC12-D	Single Engine	Ben King 104 Rogge Rd Salinas, CA	5/21/2007	Single Engine SALINAS CA	Not found in Other Apts	 
N3JU	Meyers Industries 200B	Single Engine	JIM URGO 34851 Sky Ranch Rd Monterey CA	5/21/2007	Single Engine CARMEL VALLEY CA	Not found in Other Apts	 
N3XE	Piper PA-30	Multi Engine	Serv Aero Engineering 37 Mortensen Ave Salinas, CA	1/19/2009	Multi Engine SALINAS CA	Not found in Other Apts	 
N400GP	Israel Aircraft Ind. 1124	Jet	ICMC Idaho LLC 635 Sanborn Salinas, CA	2/6/2020	Jet SALINAS CA	Not found in Other Apts	 
N410MF	C-441 Piper PA-28-151	Single Engine	Airplane Company, Inc	1/19/2009	Multi Engine LAYTON UT	Not found in Other Apts	 
N41459		Single Engine	Erick Enterprises LLC PO Box 7447 Spreckels, CA	5/21/2007	Single Engine SPRECKELS CA	Not found in Other Apts	 
N419KE	Piper PA-18	Single Engine	Stolaire LLC PO Box 1240 Aptos, CA	2/6/2020	Single Engine APTOS CA	Not found in Other Apts	 
N426CW	Cessna T182T	Single Engine	Tortuga Aviation LLC 4 Harris Rd Salinas, CA	4/8/2022	Single Engine SALINAS CA	Not found in Other Apts	 
N4348P	Bell 47G-5A	Helicopter	Wilbur-Ellis Co PO Box 3650 Salinas, CA	1/19/2009	Helicopter SALINAS CA	Not found in Other Apts	 
N4389L	Cessna 172G	Single Engine	John O'Dell 22514 Oak Canyon Rd	4/8/2022	Single Engine SALINAS CA	1	

N44051	Taylorcraft BC12-D	Single Engine	Salinas, CA Justin Hodges 785 Lanini Dr Hollister, CA	2/6/2020	Single Engine HOLLISTER CA	Not found in Other Apts	 
N4449K	Ryan Navion	Single Engine	William Sabo 208 Mirasol Way Monterey CA	2/6/2020	Single Engine MONTEREY CA	Not found in Other Apts	 
N4476G	Rans S-14	Single Engine	Micheel Wardley 9890 Equestrian Pl Salinas, CA	1/19/2009	Single Engine SALINAS CA	Not found in Other Apts	 
N456H	Ryan Navion	Single Engine	Westwind 730 Neeson Rd Marina, CA	5/21/2007	Single Engine MARINA CA	1	 
N45MC	Pitts Special S1S	Single Engine	Deborah Fortney 2278 Gen Ave Union City, CA	5/21/2007	Single Engine UNION CITY CA	Not found in Other Apts	 
N4672V	Boeing E75	Single Engine	Michael Bikle Trustee 8929 Hidden Canyon Rd Salinas, CA	2/6/2020	Single Engine SALINAS CA	Not found in Other Apts	 
N46PG	Cessna 182P	Single Engine	David Welch 1702 Meridian Ave San Jose, CA	2/6/2020	Single Engine SAN JOSE CA	1	 
N470BC	Cessna 414	Multi Engine	Peg Air LLC 635 Sanborn Pl Salinas, CA	4/7/2022	Multi Engine SALINAS CA	Not found in Other Apts	 
N476FM	Bellanca 7GCAA	Single Engine	James Shumaker 246 Encinada Dr Salinas CA	4/5/2022	Single Engine SALINAS CA	Not found in Other Apts	 
N48FC	Cessna U206C	Single Engine	Soarmates Inc 408 Spanish Peaks Dr Missoula, MT	4/8/2022	Single Engine MISSOULA MT	1	 
N5005T	Piper PA-28-140	Single Engine	Lloyd Read 18935 Kilpatrick In Marina, CA	4/8/2022	Single Engine MARINA CA	Not found in Other Apts	 
N501SD	Maule M-5-180C	Single Engine	Christopher Nordeen 2361 Alisal Rd Salinas, CA	2/6/2020	Single Engine SALINAS CA	Not found in Other Apts	 
N50AL			SEAN TUCKER 265 SAN BENANCIO RD SALINAS CA 93905	5/21/2007	Single Engine SANTA PAULA CA	Not found in Other Apts	 
N5119Y	Cessna T210N	Single Engine	WBV Aviation LLC 16192 Coastal Hwy Lewes, DE	2/6/2020	Single Engine LEWES DE	Not found in Other Apts	 
N5126D	Cessna 182A	Single Engine	Mike Dalrymple 24 DICKENS CIR. Salinas, CA	5/21/2007	Single Engine SALINAS CA	Not found in Other Apts	 
N512TJ	RANS S-6S	Single Engine	TOM JONES 17795 BIG BASIN WAY Boulder Creek CA	5/21/2007	Single Engine BOULDER CREEK CA	Not found in Other Apts	 
N5134B	Cessna T182T	Single Engine	Peninsula Moving & Storage PO Box 4700 Salinas, CA	2/6/2020	Single Engine SALINAS CA	Not found in Other Apts	 
N513DP	Gary Plummer Cozy Mark IV	Single Engine	Dennis Passey 19379 Acclaim Dr Salinas, CA	2/6/2020	Single Engine SALINAS CA	Not found in Other Apts	 
N5163	DSA 1	Single Engine	Dan O'Marro 820 Park Row Salinas, CA	2/6/2020	Single Engine SALINAS CA	Not found in Other Apts	 
N5192J	JS Kit Fox III	Single Engine	James Shumaker 246 Encinada Dr Salinas, CA	2/6/2020	Single Engine DEREG	Not found in Other Apts	 
N52474	Boeing A75L300	Single Engine	Stearman Pilots LLC 7691 Pricedale St Gilroy, CA	2/6/2020	Single Engine GILROY CA	Not found in Other Apts	 
N527C	STINSON		RICHARD FISCHER 797 SEELY AVE AROMAS CA 95004	5/21/2007	Single Engine AROMAS CA	Not found in Other Apts	 
N540KP	KP 1A-KP	Single Engine	Keith Peterman 102 Willow St Salinas, CA	2/6/2020	Single Engine SALINAS CA	Not found in Other Apts	 
N54LF	RV 8	Single Engine	Lorin Frank 220 Jaunell Rd Aptos, CA	5/21/2007	Single Engine APTOS CA	Not found in Other Apts	 
N56290	Maule M-5-235C	Single Engine	Francioni Farms Inc PO Box 2028 Salinas, CA	4/8/2022	Single Engine SALINAS CA	1	 
N5670C	Maule MX-7-180	Single Engine	Fernando Solorio 19 Stony Brook Cir Salinas, CA	4/7/2022	Single Engine DEREG	Not found in Other Apts	 
N5800K	Bell OH-58A	Helicopter	R & B Helicopters, Inc PO Box 4087 Salinas, CA	1/19/2009	Helicopter SALINAS CA	Not found in Other Apts	 
N5988B	Cessna 182A	Single Engine	Larry Lujan DBA 45 Mortensen Ave Salinas, CA	4/7/2022	Single Engine SALINAS CA	Not found in Other Apts	 
N6026U	Beech V35B	Single Engine	Johan Johnsonson 9829 Blue Larkspur Ln Monterey, CA	2/6/2020	Single Engine MONTEREY CA	Not found in Other Apts	 
N6034S	Pitts S-2B	Single Engine	WBV Aviation LLC 16192 Coatal Hwy Lewes, DE	2/6/2020	Single Engine LEWES DE	Not found in Other Apts	 
N62465	Boeing A75N1(PT17)	Single Engine	Stephanie Sisson 310 Country Pl Virden, IL	2/6/2020	Single Engine VIRDEN IL	Not found in Other Apts	 
N626B	Piper PA-28-180	Single Engine	Cherokee Family Limited Partnership 145 Harrington Rd Watsonville CA	2/6/2020	Single Engine WATSONVILLE CA	1	 
N6324A	Cessna 182	Single Engine	Anthony Diaz 139 Pine St Salinas, CA	5/21/2007	Single Engine SALINAS CA	Not found in Other Apts	 
N6423G	Cessna 150K	Single Engine	Micheel Hackett PO Box 676 Salinas, CA	4/7/2022	Single Engine DEREG	Not found in Other Apts	 
N64302	Aircraft is deregistered Cessna 172M	Single Engine	Jack Noe Trustee 518 Sutter St Salinas, CA	4/7/2022	Single Engine SALINAS CA	Not found in Other Apts	 
N6451C	Aeronca 7BCM	Single Engine	Paul Agaliois 2060 E San Martin Ave San Martin, CA	2/6/2020	Single Engine SAN MARTIN CA	Not found in Other Apts	 
N6465E	Cessna 172	Single Engine	Glynn Dennis 26000 Ned Ln Carmel Valley, CA	4/7/2022	Single Engine CARMEL VALLEY CA	Not found in Other Apts	 
N64SH	Hoang Son Thai RV6A	Single Engine	Scott Ebersole 1013 Amesti Rd Corralitos, CA	2/6/2020	Single Engine CORRALITOS CA	1	 
N6672E	Cessna	Single Engine	Aubrey King	5/21/2007	Single Engine	Not found in	

	175		739 Fairfax Dr Salinas, CA		SALINAS CA	Other Apts	 
N68XA	Lancair 360	Single Engine	Friedrich Neuhoff 10655 Saddle Rd Monterey, CA	4/7/2022	Single Engine MONTEREY CA	Not found in Other Apts	 
N6984C	North American AT-6D	Single Engine	STS INC 2711 Centerville Rd Wilmington, DE	4/11/2022	Single Engine WILMINGTON DE	Not found in Other Apts	 
N69B	Vans RV-6	Single Engine	Matthew Lykins 947 Pine Hollow Rd Stevensville, MT	4/8/2022	Single Engine STEVENSVILLE MT	2	 
N707AF	Souza Frank Avid Flyer	Single Engine	Robert Lehman 19184 Mallory Canyon Rd Prunedale, CA	2/6/2020	Single Engine PRUNEDALE CA	Not found in Other Apts	 
N7095Q	Cessna 172L	Single Engine	Henry Wong III 682 Skinner St Soledad, CA	2/6/2020	Single Engine SOLEDAD CA	Not found in Other Apts	 
N713TT	Beech V35B	Single Engine	ABE Air LLC 635 Sanborn Pl Salinas, CA	1/19/2009	Single Engine SALINAS CA	Not found in Other Apts	 
N71614	Cessna 182M	Single Engine	Scott Naylor Trustee 272 Corral De Tierra Salinas, CA	4/7/2022	Single Engine SALINAS CA	Not found in Other Apts	 
N71PK	Cessna 172M	Single Engine	Airmotive Specialties 820 Park Row Salinas, CA	1/19/2009	Single Engine SALINAS CA	Not found in Other Apts	 
N733YG	Cessna 172N	Single Engine	Eitan Leaschauer 5340 Bingham Ct San Jose, CA	2/6/2020	Single Engine SAN JOSE CA	Not found in Other Apts	 
N735VX	Cessna 182Q	Single Engine	William Morescon Trustee 13770 Vista Dorada Salinas, CA	2/6/2020	Single Engine SALINAS CA	Not found in Other Apts	 
N7375C	Piper PA-28-140	Single Engine	Christopher Cambern 19185 Eden Ln Salinas, CA	2/6/2020	Single Engine SALINAS CA	Not found in Other Apts	 
N737CE	Cessna TR182	Single Engine	Michael Scanlan 1434 W Santa Maria Way Yuma, AZ	4/8/2022	Single Engine DEREG	Not found in Other Apts	 
N7384S	Cessna 182P	Single Engine	Manuel Del Gadillo 205 Wavecrest Ave Santa Cruz, CA	2/6/2020	Single Engine SANTA CRUZ CA	Not found in Other Apts	 
N738C	Ken McPhail Piper PA32-301XTC	Single Engine	Timothy Bergholz 25800 Paseo Real Monterey, CA	4/7/2022	Single Engine MONTEREY CA	Not found in Other Apts	 
N738JP	Cessna 172	Single Engine	Bob Haskins 1114 Teakwood PL Salinas, CA	5/21/2007	Single Engine SALINAS CA	Not found in Other Apts	 
N7401	Midget Mustang BM-1	Single Engine	Mark McBride PO Box 2121 Citrus Heights, CA	4/5/2022	Single Engine CITRUS HEIGHTS CA	Not found in Other Apts	 
N74878	Grumman American Avn AA-5B	Single Engine	Steven Stiles 4036 Costado Pl Pebble Beach CA	4/5/2022	Single Engine PEBBLE BEACH CA	Not found in Other Apts	 
N7552P	Piper PA-24-250	Single Engine	Frank Saunders 2600 Garden Rd, Ste 127 Monterey CA	1/19/2009	Single Engine SALINAS CA	Not found in Other Apts	 
N757KF	Cessna 152	Single Engine	Bob Hoover Academy 265 San Benancio Salinas, CA	4/8/2022	Single Engine SALINAS CA	Not found in Other Apts	 
N7609X	Cessna 172B	Single Engine	Jerry Browning 3902 Skyline Blvd Texarkana, TX	4/7/2022	Single Engine TEXARKANA TX	1	 
N771TA	Extra Flugzeugbaugmbh EA 300/L	Single Engine	Aviation Specialties Unlimited Inc 265 San Benancio Rd Salinas, CA	4/11/2022	Single Engine SALINAS CA	Not found in Other Apts	 
N772TA	Extra Flugzeugproduktionsund EA 300/L	Single Engine	Aviation Specialties Unlimited Inc 265 San Benancio Rd Salinas, CA	4/11/2022	Single Engine SALINAS CA	Not found in Other Apts	 
N7740C	Boeing A75N1(PT17)	Single Engine	Jeff Sunzeri 5780 Pacheco Pass Hwy Hollister, CA	2/6/2020	Single Engine HOLLISTER CA	1	 
N777KS	Cessna 182Q	Single Engine	Robert Brahm 7420 N Mercer Way Mercer Island, WA	4/8/2022	Single Engine MERCER ISLAND WA	1	 
N77DB	CITATION 525		D'ARRIGO BROTHERS PO BOX 850 SALINAS CA 93912	5/21/2007	Jet SALINAS CA	Not found in Other Apts	 
N78202	Cessna 172K	Single Engine	Miguel Chacon 50 Grandview Dr KalisPELL, MT	4/5/2022	Single Engine KALISPELL MT	Not found in Other Apts	 
N7867R	Beech 36	Single Engine	Thomas Seidel 13709 US 95 Whitebird, ID	4/7/2022	Single Engine WHITEBIRD ID	1	 
N8103N	E.T. Neiuport	Single Engine	534 Green St Salinas, CA	4/8/2022	Single Engine DEREG	Not found in Other Apts	 
N813MD	Cessna 170M	Single Engine	John Richardson Trustee 645 Hardell Ln Vista, CA	2/6/2020	Single Engine VISTA CA	Not found in Other Apts	 
N818LE	Carpenter X10	Single Engine	Le Luan 5516 Sunspring Cir San Jose, CA	4/8/2022	Single Engine SAN JOSE CA	Not found in Other Apts	 
N81DG	Piper PA-28-180	Single Engine	Seth Rae 4160 Woodford Dr San Jose, CA	4/5/2022	Single Engine SAN JOSE CA	Not found in Other Apts	 
N8213D	BEECH H35	Single Engine	CAP RESCUE FLYERS PO BOX 1232 SALINAS CA	5/21/2007	Single Engine SALINAS CA	Not found in Other Apts	 
N839CS	Eurocopter Deutschland GMBH EC 135 P2+	Helicopter	Reach Air Medical Services 2360 Becker Blvd Santa Rosa, CA	4/8/2022	Helicopter SANTA ROSA CA	Not found in Other Apts	 
N8458J	Cessna 150G	Single Engine	Douglas Anderson 1720 Andreas Estates Royal Oaks, CA	4/7/2022	Single Engine ROYAL OAKS CA	1	 
N84604	Cessna 172K	Single Engine	Kevin Lommen 541 Leisure Ct Hollister CA	4/5/2022	Single Engine HOLLISTER CA	Not found in Other Apts	 
N85440	Aeronca 7AC	Single Engine	Kevin Catt 19 La Encina Dr Salinas, CA	5/21/2007	Single Engine SALINAS CA	Not found in Other Apts	 
N8562F	Bell 47		Soilserv,Inc	1/19/2009	Helicopter SALINAS CA	Not found in Other Apts	 
N85MT	Richard Terry Dragonfly	Single Engine	John Ambler 242 Copco Ln Santa Clara, CA	2/6/2020	Single Engine SAN JOSE CA	Not found in Other Apts	 
N8622W	PIPER PA-28-235	Single Engine	Robert Moody 17854 Berta Canyon Road	5/21/2007	Single Engine SALINAS CA	Not found in Other Apts	 

N86252	Aeronca 11AC	Single Engine	Monterey, California David Reek PO BOX 492 Greenfield, CA	5/21/2007	Single Engine SALINAS CA	Not found in Other Apts	 
N8628M	BEECH 35-B33	Single Engine	Patrick Cruse 5389 MARIETTA DR Soquel, CA	5/21/2007	Single Engine SOQUEL CA	Not found in Other Apts	 
N89965	Cessna 140	Single Engine	Aubrey King 739 Fairfax Dr Salinas, California	2/6/2020	Single Engine SALINAS CA	Not found in Other Apts	 
N899GC	Game Composites LLC GB1 Gameboard	Single Engine	Aviation Specialties Unlimited 265 San Benancio Rd Salinas, CA	4/11/2022	Single Engine SALINAS CA	Not found in Other Apts	 
N908SE	Cirrus SR22	Single Engine	William Harness Trustee PO Box 1957 Carmel Valley, CA	4/7/2022	Single Engine CARMEL VALLEY CA	Not found in Other Apts	 
N90TF	Cessna U206G	Single Engine	Monterey County Sheriffs Office 1414 Natividad Rd Salinas, CA	2/6/2020	Single Engine SALINAS CA	Not found in Other Apts	 
N915L	Cessna 172M	Single Engine	Cardinal Flying Corp 1659 Curtner Ave San Jose, CA	4/8/2022	Single Engine SAN JOSE CA	Not found in Other Apts	 
N91EM	Vans RV-4	Single Engine	Matthew Frazier PO Box 506 Aromas CA	1/19/2009	Single Engine AROMAS CA	Not found in Other Apts	 
N9212Q	Beech A36	Single Engine	Bruce Britton PO BOX 22123 Carmel, CA	5/21/2007	Single Engine CARMEL CA	Not found in Other Apts	 
N923KD	KD Sport 2S	Single Engine	Kalem Dinkel 2105 NW 3rd Pl Gainesville, FL	4/8/2022	Single Engine GAINESVILLE FL	Not found in Other Apts	 
N9297C	Piper PA-32-300	Single Engine	Tamagni Farms South PO Box 7398 Spreckels, CA	5/21/2007	Single Engine SPRECKELS CA	Not found in Other Apts	 
N9299K	Stinson 108-2	Single Engine	Mike Dalrymple 24 Dickens Cir Salinas, CA	5/21/2007	Single Engine SALINAS CA	Not found in Other Apts	 
N9305Q	Beech G33	Single Engine	Donald Cornforth MD Inc PO Box 2103 Bakersfield, CA	4/8/2022	Single Engine BAKERSFIELD CA	1	 
N9319F	Piper PA-28-151	Single Engine	James Graham 2 Antler Pl Monterey, CA	5/21/2007	Single Engine MONTEREY CA	Not found in Other Apts	 
N9385B	Cessna 175	Single Engine	John Hamilton 624 Swanton RD Davenport, CA	4/8/2022	Single Engine DAVENPORT CA	1	 
N94157	Engineering & Research Ercoupe 415-C	Single Engine	Gianni Leonarduzzi 22622 Domino Rd Monterey, CA	4/5/2022	Single Engine MONTEREY CA	Not found in Other Apts	 
N9542K	Stinson 108-2	Single Engine	Raymond Nierlich 135 Pine St Salinas, Ca	4/8/2022	Single Engine DEREG	Not found in Other Apts	 
N959Q	Beech N35	Single Engine	William M D Nicholls PO Box 1013 Soledad, CA	2/6/2020	Single Engine SOLEDAD CA	Not found in Other Apts	 
N9641H	CESSNA 172M	Single Engine	Alva Barton 1403 Paullus Dr Hollister, CA	5/21/2007	Single Engine HOLLISTER CA	Not found in Other Apts	 
N96864	Taylorcraft BC12-D	Single Engine	David Peters 20076 Chateau Dr Santa Clara, CA	2/6/2020	Single Engine SARATOGA CA	Not found in Other Apts	 
N969GR	Hawker Beechcraft G58	Multi Engine	Tailwind Services LLC 16192 Coastal Highway Lewes, DE	4/7/2022	Multi Engine LEWES DE	1	 
N98083	Steven McIntyre Piper J3C-65	Single Engine	Tweety Bird LLC 16192 Coastal Hwy Lewes, DE	2/6/2020	Single Engine LEWES DE	Not found in Other Apts	 
N991TS	Costruzioni Aeronaut P2002 Sierra	Single Engine	GARY GRANT 830 BAYVIEW AVE PACIFIC GROVE CA	5/21/2007	Single Engine PACIFIC GROVE CA	Not found in Other Apts	 
N99579	Hiller OH-23G	Helicopter	Streeter Racing Inc DBA 504 Cedar St Brandon, IA	4/8/2022	Helicopter BRANDON IA	Not found in Other Apts	 
N99768	Ercoupe 415-C	Single Engine	Aaron Loveless 14993 Meridian Rd Aaron Loveless	2/6/2020	Single Engine CASTROVILLE CA	Not found in Other Apts	 
N99JC	Beech 95-B55 (T42A)	Multi Engine	Edward Herold 407 Woodrow Ave Santa Cruz, Ave	4/7/2022	Multi Engine SANTA CRUZ CA	Not found in Other Apts	 
UAV	Archer UAV - Drone	Multi Engine	Archer Aviation	4/12/2022	Not found in FAA Aircraft Registration	Not found in Other Apts	 

SNS**Operations**

2011	53978
2012	56374
2013	62043
2014	55660
2015	60332
2016	62549
2017	60166
2018	63818
2019	78590
2020	61962

Operations

2011	53978
2012	56374
2013	62043
2014	55660
2015	60332
2016	62549
2017	60166
2018	63818
2019	78590
2020	61962

Operations

2011	53978
2012	56374
2013	62043
2014	55660
2015	60332
2016	62549
2017	60166
2018	63818
2019	78590
2020	61962

Monterey County**Population**

2011	32.766
2012	32.453
2013	32.256
2014	32.038
2015	31.763
2016	31.486
2017	31.306
2018	31.211
2019	30.981
2020	30.942

EMPLOYMENT

2011	17.434
2012	17.757
2013	16.667
2014	16.82
2015	16.969
2016	16.78
2017	16.501
2018	16.754
2019	16.869
2020	16.416

PCI

2011	39632
2012	40029
2013	39858
2014	41621
2015	42692
2016	43378
2017	44191
2018	45505
2019	47908
2020	51452

SNS**Based AC**

2011	202
2012	197
2013	197
2014	193
2015	180
2016	175
2017	149
2018	113
2019	95
2020	96

Based AC

2011	202
2012	197
2013	197
2014	193
2015	180
2016	175
2017	149
2018	113
2019	95
2020	96

Based AC

2011	202
2012	197
2013	197
2014	193
2015	180
2016	175
2017	149
2018	113
2019	95
2020	96

Monterey County**Population**

2011	32.766
2012	32.453
2013	32.256
2014	32.038
2015	31.763
2016	31.486
2017	31.306
2018	31.211
2019	30.981
2020	30.942

EMPLOYMENT

2011	17.434
2012	17.757
2013	16.667
2014	16.82
2015	16.969
2016	16.78
2017	16.501
2018	16.754
2019	16.869
2020	16.416

PCI

2011	39632
2012	40029
2013	39858
2014	41621
2015	42692
2016	43378
2017	44191
2018	45505
2019	47908
2020	51452

SUMMARY OUTPUT Based AC v. PCI

Regression Statistics	
Multiple R	0.94186298
R Square	0.88710588
Adjusted R Squ	0.87299411
Standard Error	15.4275871
Observations	10

ANOVA					
	df	SS	MS	F	Significance F
Regression	1	14962.02	14962.02	62.86286	4.66E-05
Residual	8	1904.084	238.0104		
Total	9	16866.1			

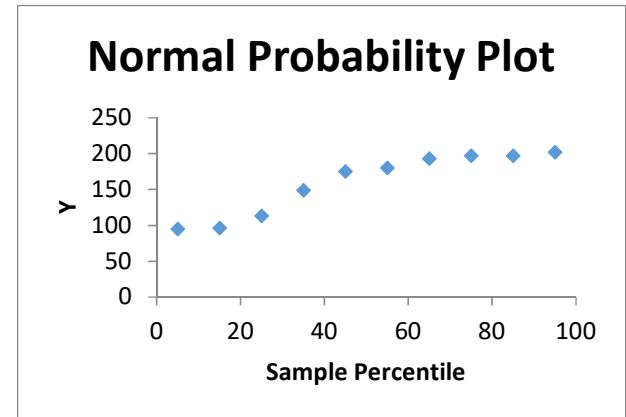
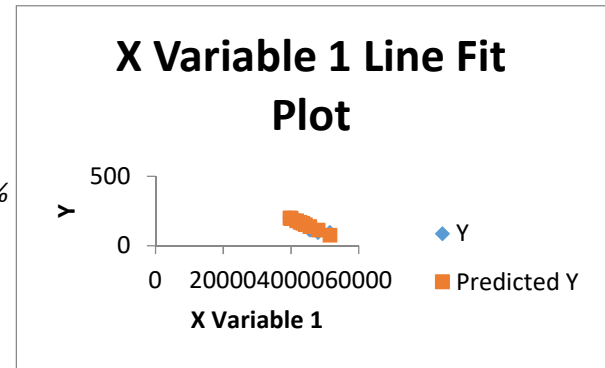
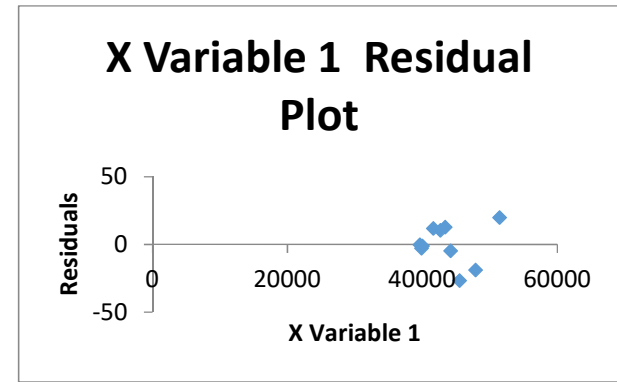
	Coefficients	Standard Error	t Stat	P-value	Lower 95%	Upper 95%	Lower 95.0%	Upper 95.0%
Intercept	625.100448	58.90126	10.61268	5.44E-06	489.2739	760.927	489.2739	760.927
X Variable 1	-0.01066781	0.001345	-7.92861	4.66E-05	-0.01377	-0.00757	-0.01377	-0.00757

RESIDUAL OUTPUT

Observation	Predicted Y	Residuals	Standard Residuals
1	202.313649	-0.31365	-0.02156
2	198.078527	-1.07853	-0.07415
3	199.902723	-2.90272	-0.19956
4	181.095367	11.90463	0.818454
5	169.670139	10.32986	0.710187
6	162.352019	12.64798	0.86956
7	153.679086	-4.67909	-0.32169
8	139.661578	-26.6616	-1.83301
9	114.026822	-19.0268	-1.30811
10	76.2200895	19.77991	1.359886

PROBABILITY OUTPUT

Percentile	Y
5	95
15	96
25	113
35	149
45	175
55	180
65	193
75	197
85	197
95	202





> 1 ASSOC CITY: SALINAS 4 STATE: CA LOC ID: SNS FAA SITE NR: 02137.*A
> 2 AIRPORT NAME: SALINAS MUNI 5 COUNTY: MONTEREY, CA
3 CBD TO AIRPORT (NM): 3 SE 6 REGION/ADO: AWP /SFO 7 SECT AERO CHT: SAN FRANCISCO

GENERAL

10 OWNERSHIP: PUBLIC
> 11 OWNER: CITY OF SALINAS
> 12 ADDRESS: 200 LINCOLN AVE
SALINAS, CA 93901
> 13 PHONE NR: 831-758-7214
> 14 MANAGER: BRETT J. GODOWN
> 15 ADDRESS: 30 MORTENSEN AVE
SALINAS, CA 93905

> 16 PHONE NR: 831-758-7214
> 17 ATTENDANCE SCHEDULE:

MONTHS	DAYS	HOURS
ALL	ALL	ALL

18 AIRPORT USE: PUBLIC
19 ARPT LAT: 36-39-44.679N ESTIMATED
20 ARPT LONG: 121-36-25.753W
21 ARPT ELEV: 84.4 SURVEYED
22 ACREAGE: 605
> 23 RIGHT TRAFFIC: 08 31
> 24 NON-COMM LANDING: NO
25 NPIAS/FED AGREEMENTS: YES / NGPY
> 26 FAR 139 INDEX: /

SERVICES

> 70 FUEL: 100LL A

> 71 AIRFRAME RPRS: MAJOR
> 72 PWR PLANT RPRS: MAJOR
> 73 BOTTLE OXYGEN: HIGH
> 74 BULK OXYGEN: NONE
75 TSNT STORAGE: HGR TIE
76 OTHER SERVICES: AGRI,CHTR,INSTR,
RNTL,SALES

BASED AIRCRAFT

90 SINGLE ENG:	133
91 MULTI ENG:	9
92 JET:	3
93 HELICOPTERS:	8
TOTAL:	153
94 GLIDERS:	3
95 MILITARY:	0
96 ULTRA-LIGHT:	0

FACILITIES

> 80 ARPT BCN: WG
> 81 ARPT LGT SKED: SEE RMK
BCN LGT SKED: SS-SR
> 82 UNICOM: 123.000
> 83 WIND INDICATOR: YES-L
84 SEGMENTED CIRCLE: NONE
85 CONTROL TWR: YES
86 FSS: OAKLAND
87 FSS ON ARPT: NO
88 FSS PHONE NR:
89 TOLL FREE NR: 1-800-WX-BRIEF

OPERATIONS

100 AIR CARRIER:	0
102 AIR TAXI:	1,335
103 G A LOCAL:	31,500
104 G A ITNRNT:	36,775
105 MILITARY:	500
TOTAL:	70,110
OPERATIONS FOR 12 MONTHS ENDING 12/10/2019	

RUNWAY DATA

> 30 RUNWAY IDENT:
> 31 LENGTH:
> 32 WIDTH:
> 33 SURF TYPE-COND:
> 34 SURF TREATMENT:
35 GROSS WT: S
36 (IN THSDS) D
37 2D
38 2D/2DS
> 39 PCN / PCR:

	08/26	13/31	H1
30 RUNWAY IDENT:			
31 LENGTH:	6,004	4,825	90
32 WIDTH:	150	150	90
33 SURF TYPE-COND:	ASPH-G	ASPH-G	ASPH-CONC-
34 SURF TREATMENT:	NONE	NONE	AFSC
35 GROSS WT:	80.0	120.0	
36 (IN THSDS):	136.0	235.0	
37:	244.0	401.0	
38:		935.0	

LIGHTING/APCH AIDS

> 40 EDGE INTENSITY:
> 42 RWY MARK TYPE-COND:
> 43 VGSI:
44 THR CROSSING HGT:
45 VISUAL GLIDE ANGLE:
> 46 CNTRLN-TDZ:
> 47 RVR-RVV:
> 48 REIL:
> 49 APCH LIGHTS:

	MED	HIGH	FLD
40 EDGE INTENSITY:			
42 RWY MARK TYPE-COND:	NPI- G / NPI- G	PIR- G / PIR- G	-
43 VGSI:	V2L / V2L	V4L / P2L	
44 THR CROSSING HGT:	53 / 43	50 / 59	
45 VISUAL GLIDE ANGLE:	3.00 / 3.00	3.00 / 3.00	
46 CNTRLN-TDZ:	N - N / N - N	N - N / N - N	-
47 RVR-RVV:	- N / - N	R - N / T - N	-
48 REIL:	N / Y	Y / N	
49 APCH LIGHTS:	/	/ MALSR	

OBSTRUCTION DATA

50 FAR 77 CATEGORY:
> 51 DISPLACED THR:
> 52 CTLG OBSTN:
> 53 OBSTN MARKED/LGTD:
> 54 HGT ABOVE RWY END:
> 55 DIST FROM RWY END:
> 56 CNTRLN OFFSET:
57 OBSTN CLNC SLOPE:
58 CLOSE-IN OBSTN:

	B(V) / B(V)	C / PIR	
50 FAR 77 CATEGORY:			
51 DISPLACED THR:	396 /	/	
52 CTLG OBSTN:	/	TREES /	
53 OBSTN MARKED/LGTD:	/	/	
54 HGT ABOVE RWY END:	/	45 /	
55 DIST FROM RWY END:	0 / 0	1,733 / 0	0
56 CNTRLN OFFSET:	/	310R /	
57 OBSTN CLNC SLOPE:	50:1 / 50:1	34:1 / 50:1	
58 CLOSE-IN OBSTN:	N / N	N / N	N

DECLARED DISTANCES

> 60 TAKE OFF RUN AVBL (TORA):
> 61 TAKE OFF DIST AVBL (TODA):
> 62 ACLT STOP DIST AVBL (ASDA):
> 63 LNDG DIST AVBL (LDA):

60 TAKE OFF RUN AVBL (TORA):	/	/	/
61 TAKE OFF DIST AVBL (TODA):	/	/	/
62 ACLT STOP DIST AVBL (ASDA):	/	/	/
63 LNDG DIST AVBL (LDA):	/	/	/

(>) ARPT MGR PLEASE ADVISE FSS IN ITEM 86 WHEN CHANGES OCCUR TO ITEMS PRECEDED BY >

> 110 REMARKS:

A 031 RWY 13/31 200 FT ASPH STWY RY 31.
A 081 WHEN ATCT CLSD ACTVT MALSR RWY 31; REIL RWY 13 & 26; PAPI RWY 31; HIRL RWY 13/31; MRL RWY 08/26; H1 - CTAF. VASI RWY 08, 13, & 26 OPR CONSLY.
A 110-004 PORTIONS OF TWY B BETWEEN D & N LIMITED ATCT SERVICES PROVIDED
A 110-005 6 FT TALL SECURITY FENCE 400 FT PRIOR TO RY 13 THLD ON CNTRLN AND STEEPLY DESCENDING TERRAIN 350 FT PRIOR TO RY 31 THLD ON CNTRLN BOTH IN RY 13/31 SAFETY AREA.
A 110-006 FOR CD WHEN ATCT IS CLSD CTC NORCAL APCH AT 916-361-3748.

111 INSPECTOR: (S) 112 LAST INSP: 02/16/2023 113 LAST INFO RES: